HINDE CAPITAL

HINDE GOLD FUND

Seeking Value in a World of Financial Repression

The Rule of Law

Value Intelligence Conference
Munich Germany, June 2012

Ben Davies



HINDE GOLD FUND

SEEKING VALUE IN A WORLD OF FINANCIAL REPRESSION

- What is Value?
- World of Yesterday
- World of Today
- Debt Liquidation & Financial Repression
- Hind(e)Sight Investing

All material is compiled from sources believed to be accurate, but no accuracy can be guaranteed.
The presentation is for information purposes only and is not a solicitation to invest.
Unauthorized reproduction or distribution is strictly prohibited.

HINDE CAPITAL

WHAT IS VALUE?

An Amorphous Concept

"Buying during periods of pessimism and low prices; sell during periods of optimism and high prices." Benjamin Graham

To understand value perhaps we should define what it is not? Price is not Value!

Value theory encompasses many disciplines - philosophy, ethics, economics, but above all it is about choice (human preferences). The 'market' place is determined by human decisions.

Theories on Value:

- Classical economists assigned value on the basis of the theory of wealth and selfishness ie a profit motive.
- Classical (intrinsic) theory of value gave way to Subjective theory of value.
- Austrian's term this praxeology or the general theory of human action.
- Value investing and the Margin of Safety.

All material is compiled from sources believed to be accurate, but no accuracy can be guaranteed.
The presentation is for information purposes only and is not a solicitation to invest.
Unauthorized reproduction or distribution is strictly prohibited.

WHAT IS VALUE?

Value is Everywhere and Nowhere

To understand value you have to understand that capital is a function of human interaction with time value of money.

Assessing Value:

1 A measurable 'yardstick' – capital and money.

2 If we corrupt the 'value' of money then how do we assess value?

3 Preservation of capital in currency (dollars), rather than purchasing power, is still viewed as fiduciary's major responsibility. This is wrong.

4 Relative value (reflexivity) is okay until our labour cannot purchase any goods or services as our 'real' purchasing power falls. Investors do not think enough in 'real' terms. They underestimate the destructive nature of inflation and taxes.

5 Today we must also understand in a world of debt deleveraging 'real returns' can mean you have a credit risk ie default risk.

'Ex scientia pecunia libertas': Out of Knowledge of Money Comes Freedom.

All material is compiled from sources believed to be accurate, but no accuracy can be guaranteed.
The presentation is for information purposes only and is not a solicitation to invest.
Unauthorized reproduction or distribution is strictly prohibited.

WHAT IS VALUE?

"Money won't create success, the freedom to make it will." Nelson Mandela

Allocative Efficiency (Another Theory of Value):

- **Primary Wealth (the base)** - natural resource base of rich soils, concentrated ores, rich in hydrocarbons, fresh water and abundant fisheries.

- **Secondary Wealth (what we make from primary wealth)** - ore becomes steel, fisheries becomes dinner, soil becomes food in the store, and trees become lumber for construction.

- **Tertiary Wealth (paper abstractions, actualisations of primary and secondary wealth)** - stocks, bonds, derivatives. These are a claim on our secondary and primary wealth. In of themselves they are worthless without access to that primary source. A vital distinction in the hierarchy of wealth.

All material is compiled from sources believed to be accurate, but no accuracy can be guaranteed.
The presentation is for information purposes only and is not a solicitation to invest.
Unauthorized reproduction or distribution is strictly prohibited.

WORLD OF YESTERDAY & WORLD OF TODAY



All material is compiled from sources believed to be accurate, but no accuracy can be guaranteed.
The presentation is for information purposes only and is not a solicitation to invest.
Unauthorized reproduction or distribution is strictly prohibited.

HINDE CAPITAL

WORLD OF YESTERDAY

Monetary Orders

"Monetary theory is like a Japanese garden, an implicit simplicity conceals a sophisticated reality."
Milton Friedman

The 2008 and ongoing financial crisis was not caused by excessive mortgage lending to 'ownership' obsessed households in the US (and the rest of World), it was merely the symptom of the global imbalances created by Bretton Woods II vendor-financing relationship between the Occident and Orient.

Bretton Woods I
International Monetary System designed to encourage free trade, whilst offering states options to correct imbalances without having to deflate their economies. Fixed but flexible exchange rates were established versus the US dollar, itself pegged to gold, whilst international institutions (IMF and World Bank), in theory, enforced capital controls and balance of payment issues resolved by IMF credits.

Bretton Woods II (The Washington Consensus)*
No fixed exchange rates to gold, mobility of capital, but Asian currencies (and petrodollar) countries have informally pegged their currencies to the dollar.

Please read HindeSight Letter October 2010:* ***The World Monetary Earthquake – The Dash From Cash*

All material is compiled from sources believed to be accurate, but no accuracy can be guaranteed.
The presentation is for information purposes only and is not a solicitation to invest.
Unauthorized reproduction or distribution is strictly prohibited.

HINDE CAPITAL

WORLD OF YESTERDAY

Vendor- Financing

"Let me be more positive: if I had an agreement with my tailor that whatever money I pay him returns to me the very same day as a loan, I would have no objection at all to ordering more suits from him." Jacques Rueff (1965)

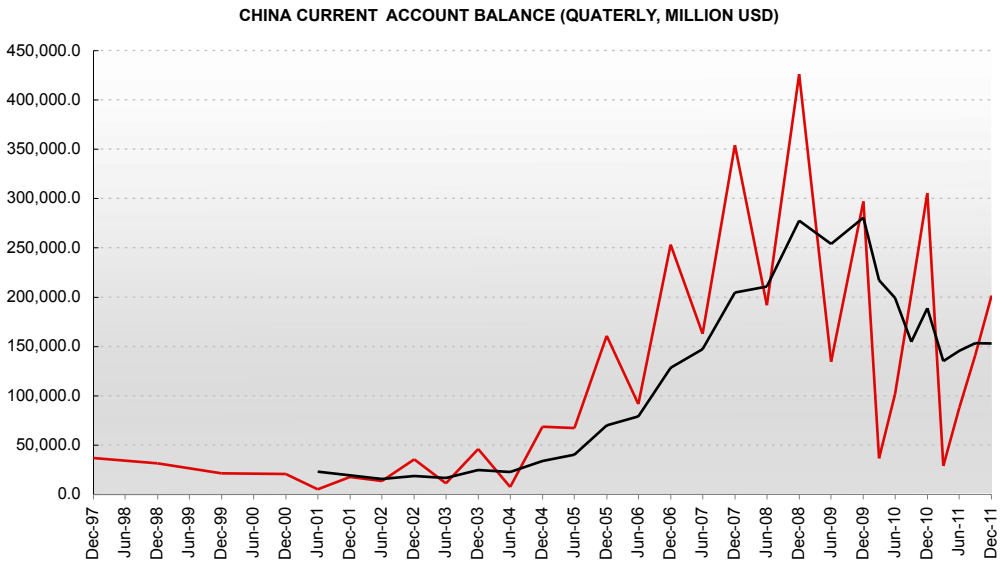

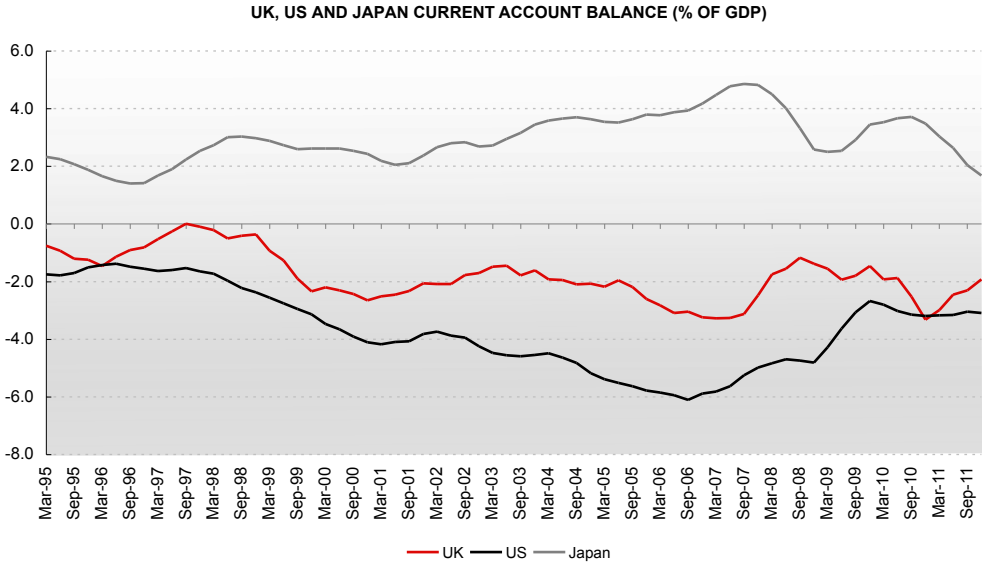

All material is compiled from sources believed to be accurate, but no accuracy can be guaranteed.
The presentation is for information purposes only and is not a solicitation to invest.
Unauthorized reproduction or distribution is strictly prohibited.

HINDE CAPITAL

WORLD OF YESTERDAY

Bretton Woods II Oriental Trilemma *'Impossible Trinity' (Mundell-Fleming Economic Trilemma)*

It is impossible to have all 3 options available to a country:
1. *A fixed exchange rate*
2. *Free capital movement (absent of capital controls)*
3. *An independent monetary policy*

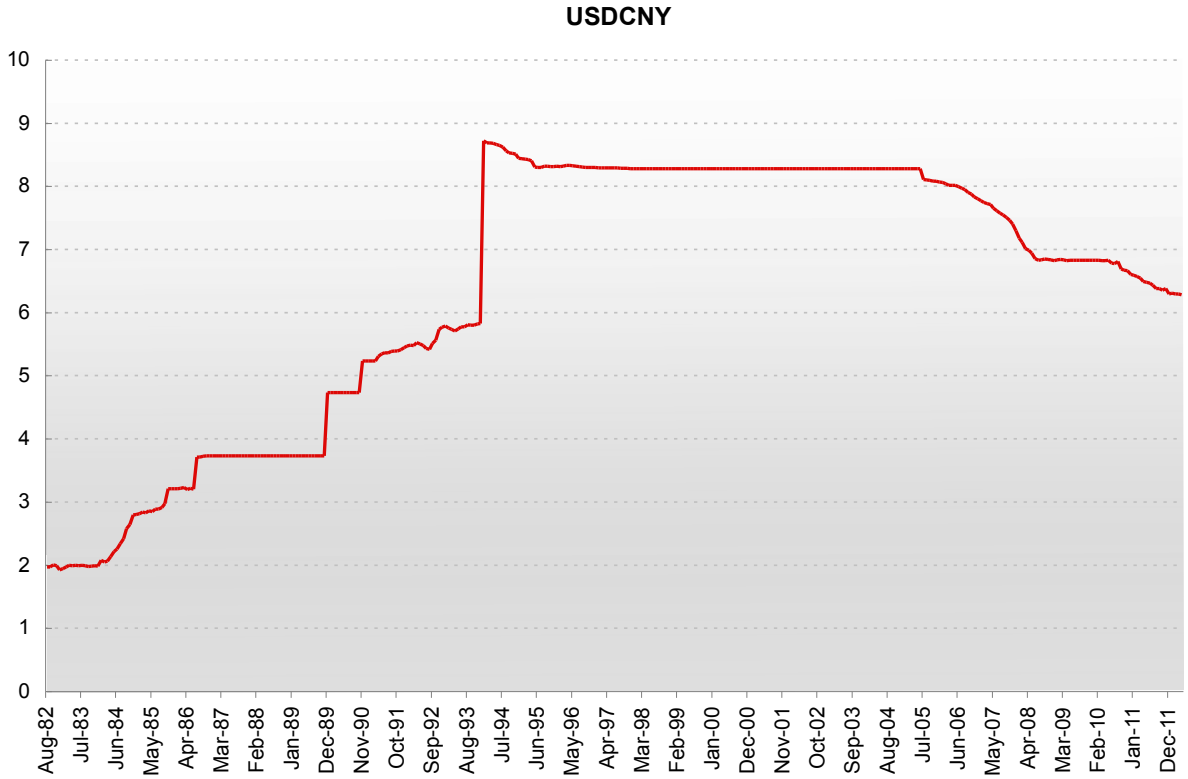

All material is compiled from sources believed to be accurate, but no accuracy can be guaranteed.
The presentation is for information purposes only and is not a solicitation to invest.
Unauthorized reproduction or distribution is strictly prohibited.

HINDE CAPITAL

WORLD OF TODAY

A New Monetary Order?

The RMB and US Dollar are constantly colliding into each other. The clashing of these two tectonic plates has just begun to accelerate at an alarming rate.

Are we witnessing global rebalancing or an unwind of a failing monetary system?



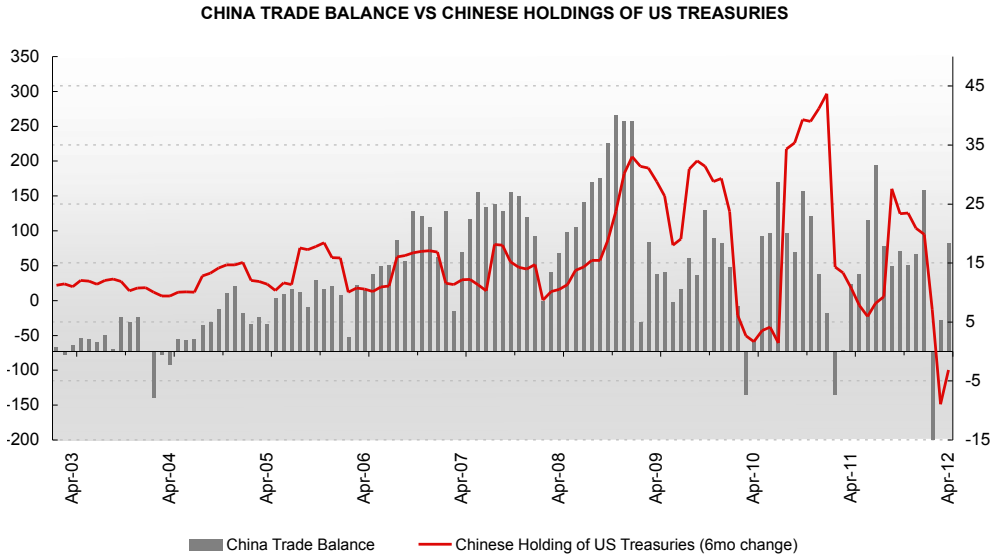

All material is compiled from sources believed to be accurate, but no accuracy can be guaranteed.
The presentation is for information purposes only and is not a solicitation to invest.
Unauthorized reproduction or distribution is strictly prohibited.

HINDE CAPITAL

WORLD OF TODAY

Chinese Say (Good)BYE US treasuries

Chinese holdings of US treasuries have slowed substantially in 2011 and into 2012 to reflect the slowdown in the Chinese economy and export expansion.

The main question to address is whether this slowdown in the pace of expansion is a sign of a structural break or merely a pause before it resumes at full swing.

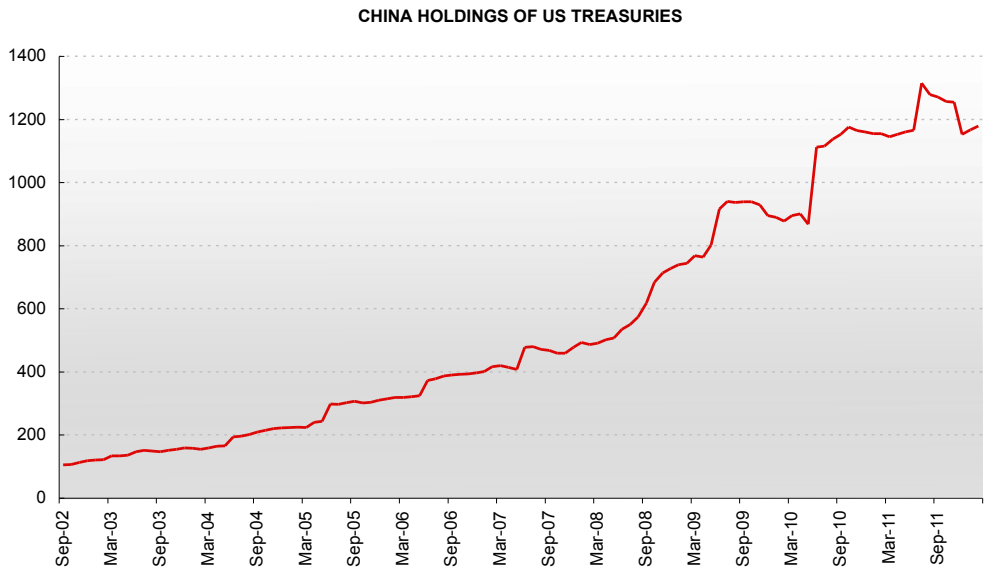



All material is compiled from sources believed to be accurate, but no accuracy can be guaranteed.
The presentation is for information purposes only and is not a solicitation to invest.
Unauthorized reproduction or distribution is strictly prohibited.

HINDE CAPITAL

WORLD OF TODAY

Credit Dies Money Flies?

China is engaged in a serious game of brinksmanship with the world and, particularly, Japan. By liberalising the RMB, China, far from dampening currency friction, asset protectionism and trade tensions, will actually fuel them further.

The global monetary system under BWII has been imbalanced for so long that the unwinding of this febrile system will exacerbate these risks.

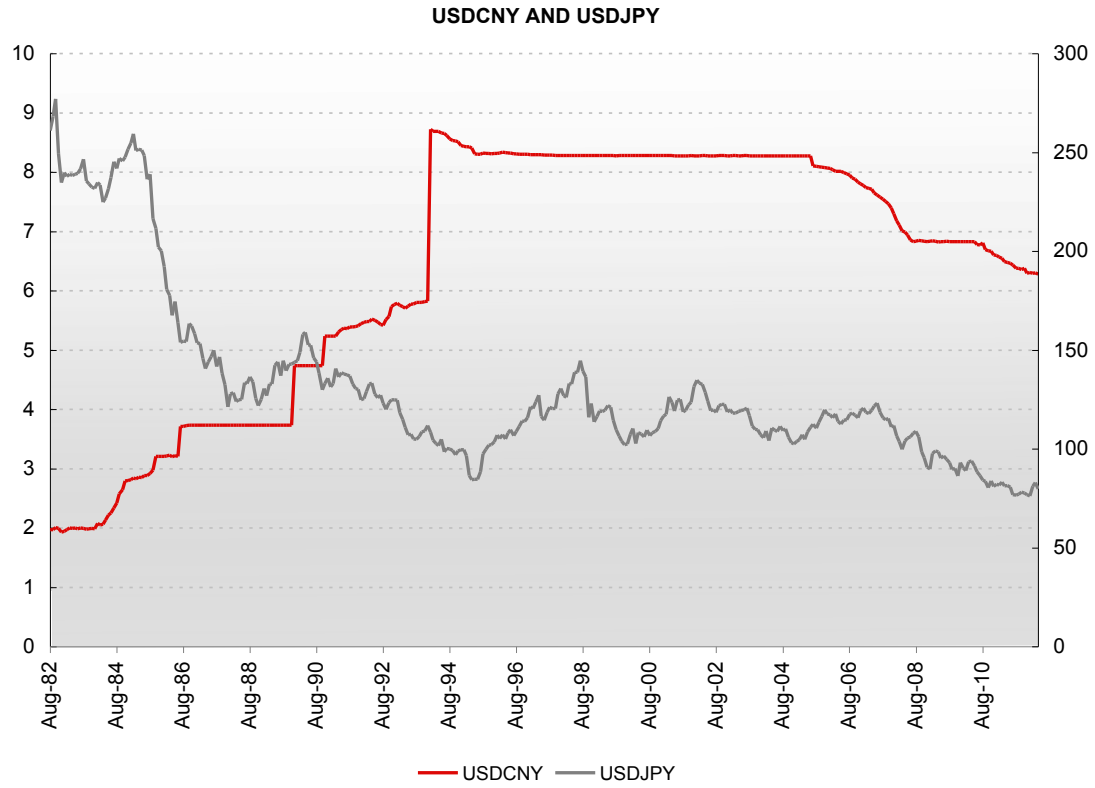

All material is compiled from sources believed to be accurate, but no accuracy can be guaranteed.
The presentation is for information purposes only and is not a solicitation to invest.
Unauthorized reproduction or distribution is strictly prohibited.

HINDE CAPITAL

WORLD OF TODAY

Stagflation not Deflation, Inflation Recovers not Growth

Deleveraging is deflationary but there is little evidence of aggregate deflation in the main developed economy indices.

The two charts below show a structural and likely permanent wedge between inflation and economic output rebased at the same values. In Europe, the wedge between an increasing inflation index and non-recovering industrial production output index is 15%; in the US the figure is 14%.

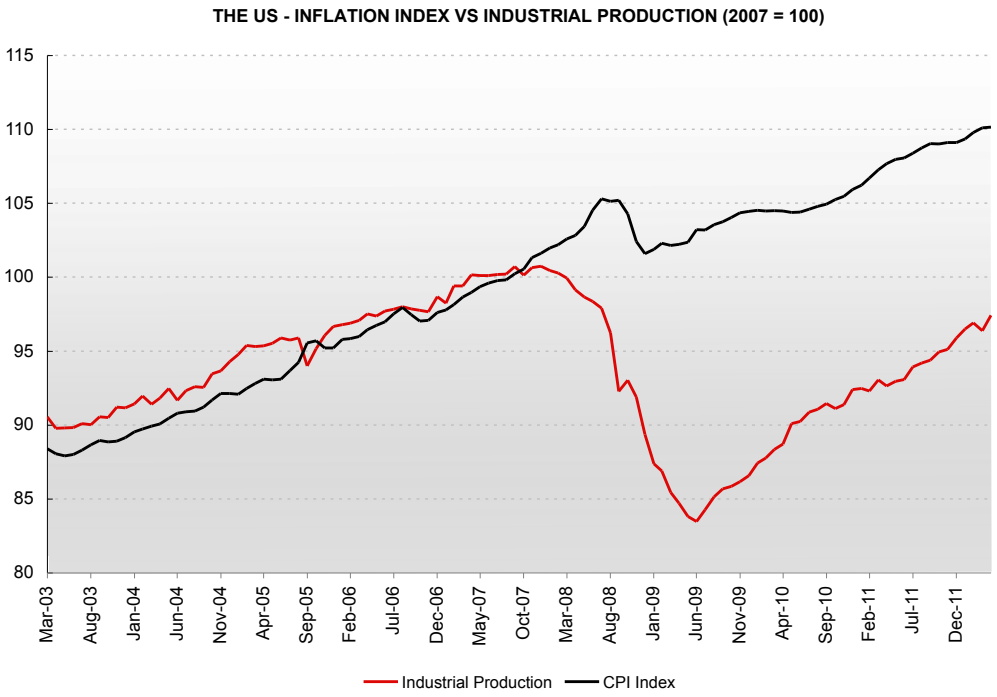

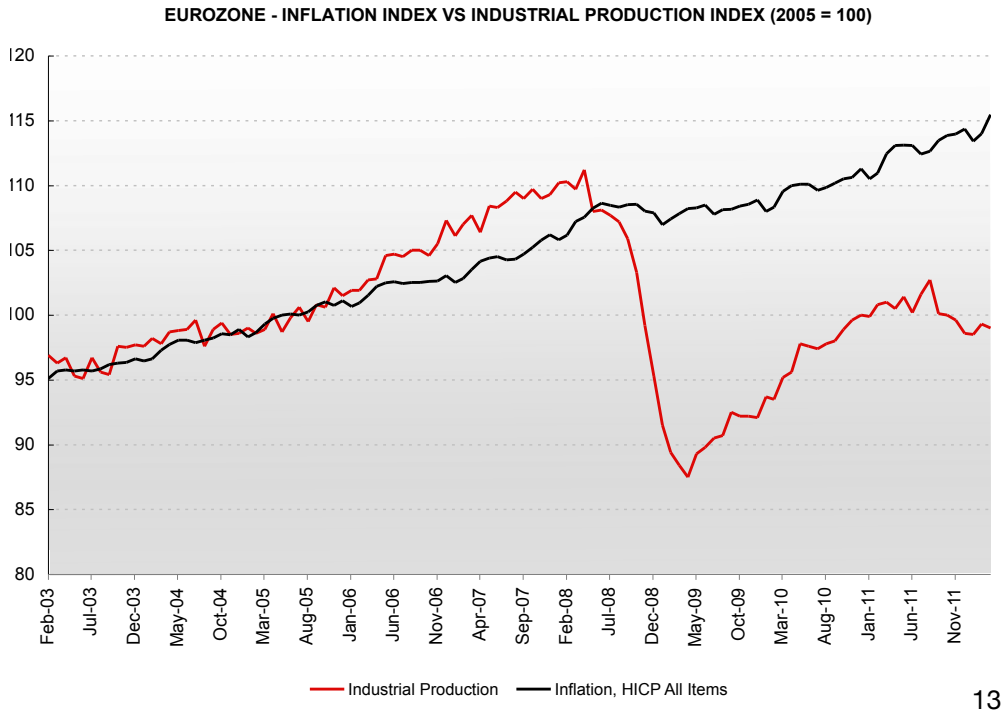

All material is compiled from sources believed to be accurate, but no accuracy can be guaranteed.
The presentation is for information purposes only and is not a solicitation to invest.
Unauthorized reproduction or distribution is strictly prohibited.

HINDE CAPITAL

WORLD OF TODAY

Real Wages Collapsing, Bad for Debt Liquidation

Global real wage growth calculated using the consumer price index as a deflator has in general been stagnant to negative.

In advanced economies, collapsing real wages hampers debt servicing and repayment. It hurts personal debt profile and it exacerbates the fiscal gap as tax revenue likely impacted from lack of consumer spending.

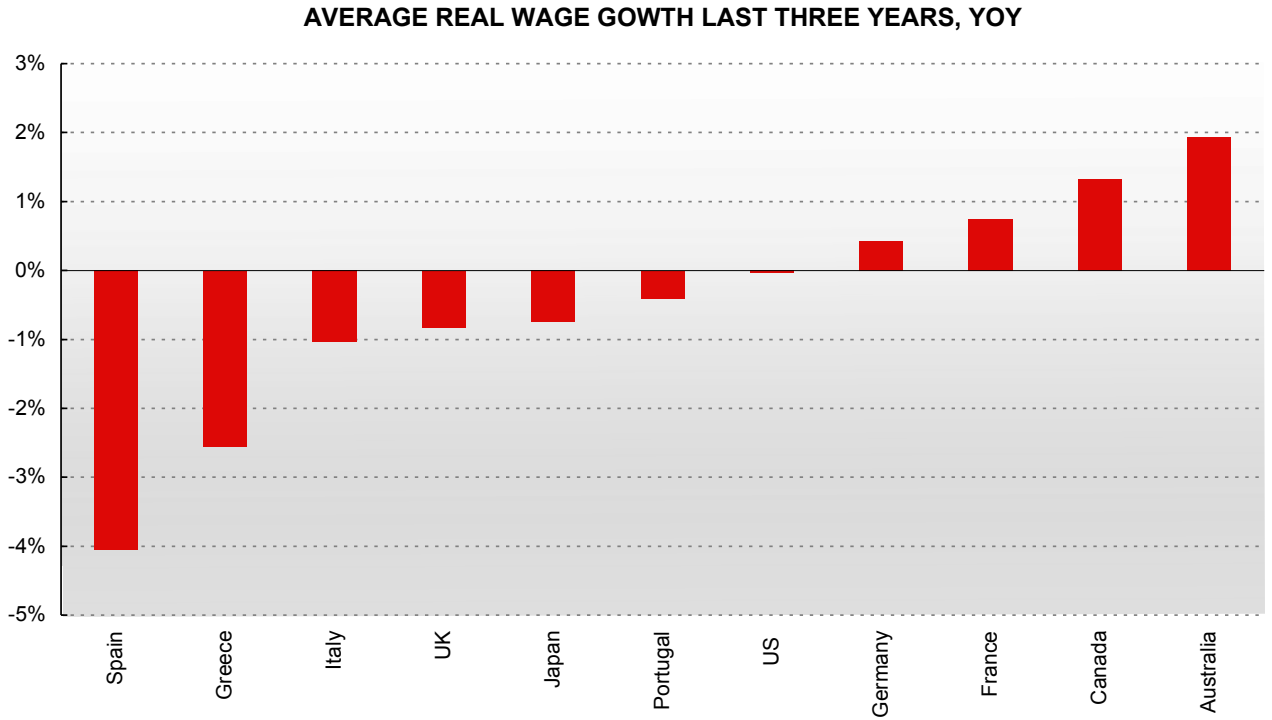

All material is compiled from sources believed to be accurate, but no accuracy can be guaranteed.
The presentation is for information purposes only and is not a solicitation to invest.
Unauthorized reproduction or distribution is strictly prohibited.

HINDE CAPITAL

WORLD OF TODAY

Growth Illusion, Credit Induced

Excessive credit drove growth. As credit utility diminishes, growth cannot resume soon enough for public finances. This calls into question the basis of our monetary system. Capital formation should come from production born out of savings.

United Kingdom is typical of recent advanced economy growth, which developed F.I.R.E economy (Finance, Insurance, and Real Estate) driven by credit.

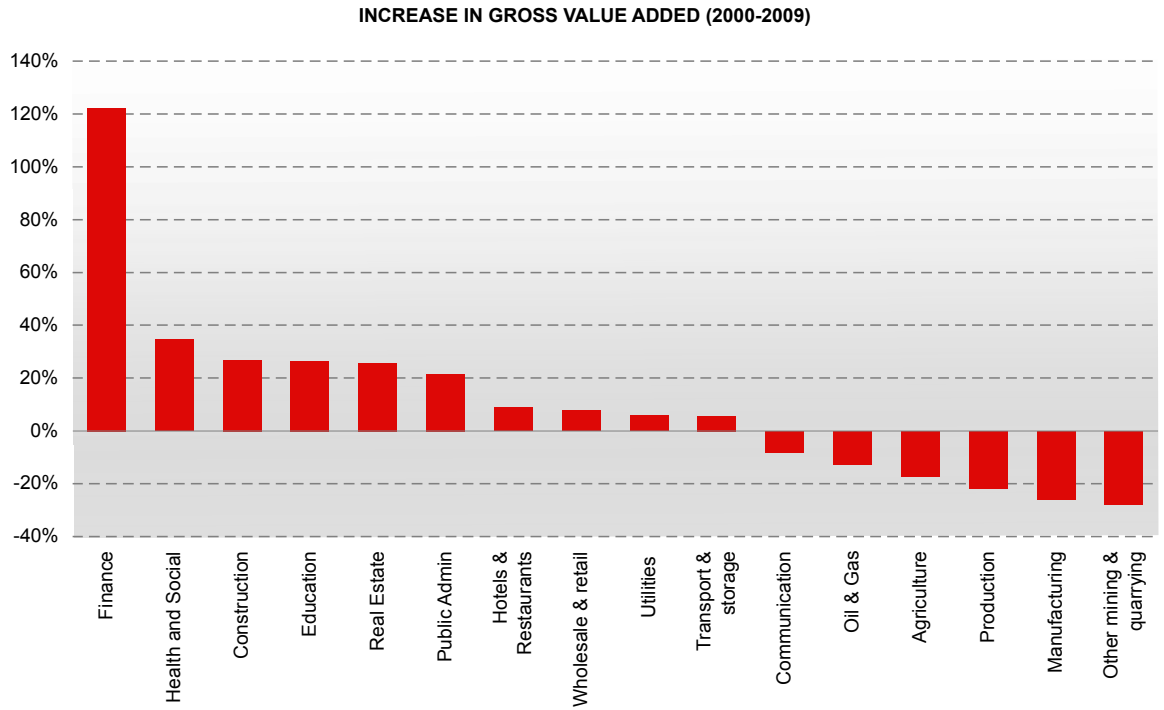

All material is compiled from sources believed to be accurate, but no accuracy can be guaranteed.
The presentation is for information purposes only and is not a solicitation to invest.
Unauthorized reproduction or distribution is strictly prohibited.

HINDE CAPITAL

WORLD OF TODAY

Debt: There Is No Jubilee

The Bretton Woods II system has helped create a world which has too much debt.

In the book of Leviticus (Old Testament) a Jubilee year is mentioned to occur every fifty years, in which slaves and prisoners would be freed, and debts would be forgiven.

Today there is no Jubilee.



All material is compiled from sources believed to be accurate, but no accuracy can be guaranteed.
The presentation is for information purposes only and is not a solicitation to invest.
Unauthorized reproduction or distribution is strictly prohibited.

WORLD OF TODAY

A natural consequence of financial repression is a bull market in bonds. Bonds have offered remarkably good returns for investors in the past decade even as global equities are essentially flat.

If financial repression occurs in the context of a deleveraging, it means that the government is levering up. This raises default risk for sovereigns and thus exposes real money managers with large government bond positions to significant risk.

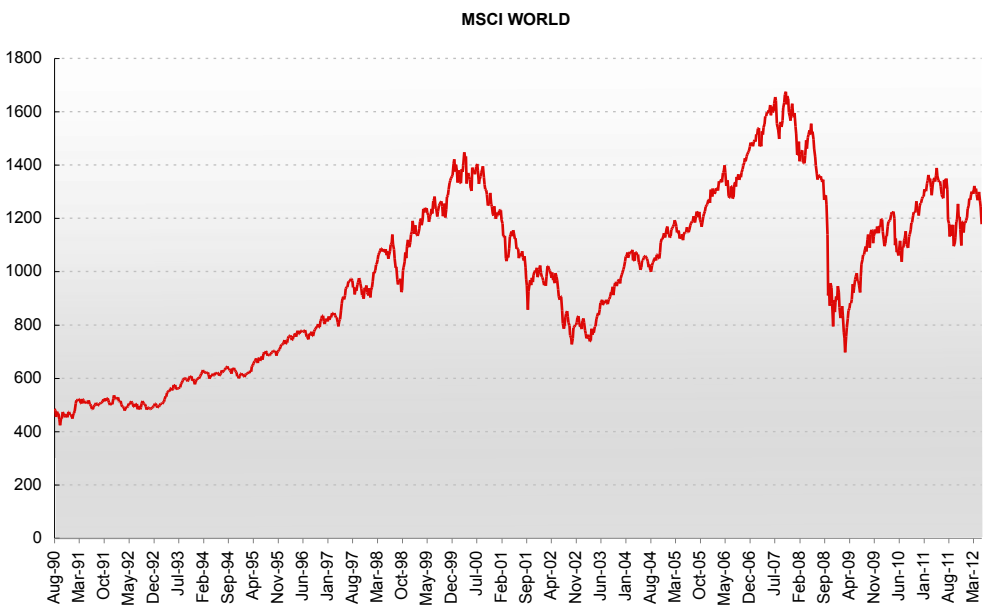

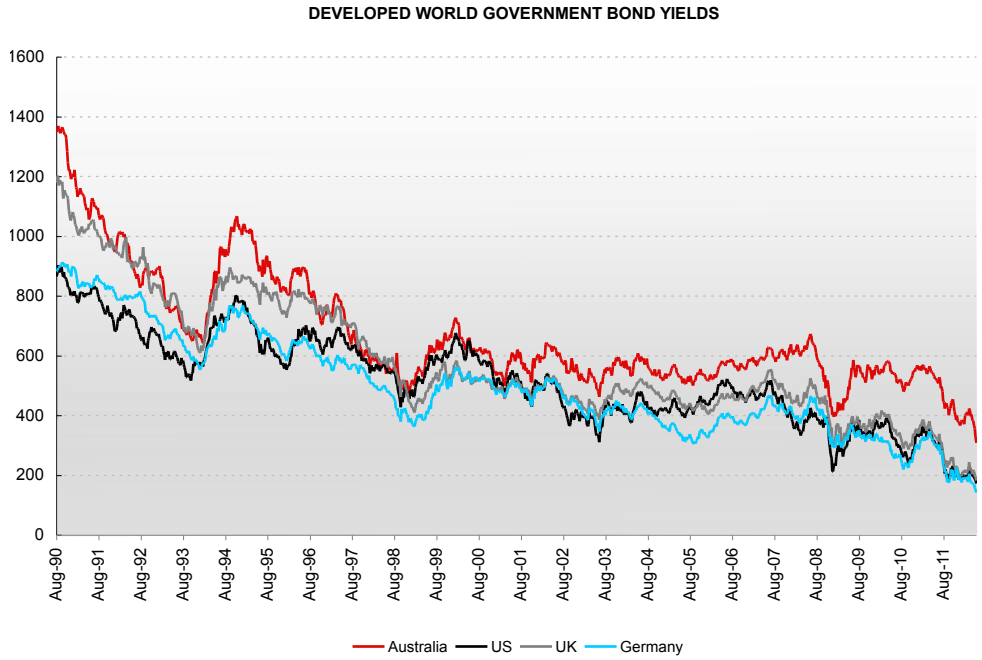

All material is compiled from sources believed to be accurate, but no accuracy can be guaranteed.
The presentation is for information purposes only and is not a solicitation to invest.
Unauthorized reproduction or distribution is strictly prohibited.

HINDE CAPITAL

WORLD OF TODAY

Sovereign Credit Stressed, Corporates Cruising

Sovereign credit stress is increasing and has increased (in Western Europe) beyond corporate credit stress. This is likely to be a structural feature of the market for years to come.

This has two main effects. One is to create mispricing in so-called safe haven securities such as bonds, but the artificially low term-structure will distort ‘value’ and ‘pricing’ of all asset classes eg equities.

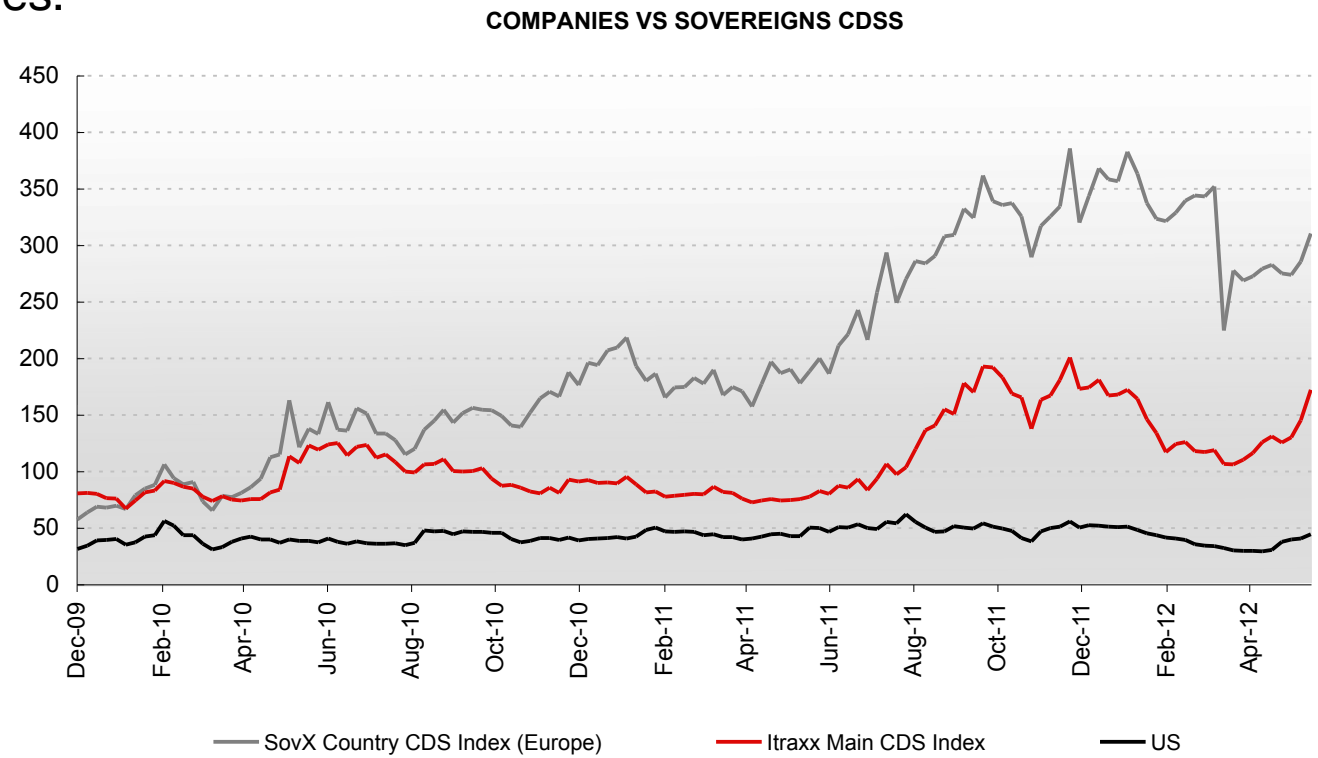

All material is compiled from sources believed to be accurate, but no accuracy can be guaranteed.
The presentation is for information purposes only and is not a solicitation to invest.
Unauthorized reproduction or distribution is strictly prohibited.

HINDE CAPITAL

DEBT LIQUIDATION & FINANCIAL REPRESSION



All material is compiled from sources believed to be accurate, but no accuracy can be guaranteed.
The presentation is for information purposes only and is not a solicitation to invest.
Unauthorized reproduction or distribution is strictly prohibited.

DEBT LIQUIDATION

Deleveraging: Growth, Austerity, Devaluation or Default

"Capitalism without failure is like religion without sin."
Charles Kindleberger, Manias, Panic and Crashes

How do you get rid of your debt without Jubilee?

Deleveraging:

1. Grow your way out: US and Japan post WW2, 1989

2. 'Belt-tightening': Scandinavia 1990s, S Korea, Malaysia post 1997

3. Currency devaluation: US 1934 Gold Reserve Act, UK 1949, 1967, (2008?)

4. Explicit default: Russia 1998, Argentina 2002 - 08

All material is compiled from sources believed to be accurate, but no accuracy can be guaranteed.
The presentation is for information purposes only and is not a solicitation to invest.
Unauthorized reproduction or distribution is strictly prohibited.

DEBT LIQUIDATION

What You Should Do?

1. Slash expenditure on entitlements

2. Reduce marginal tax rates on income and corporate profits to stimulate growth

3. Raise taxes on consumption to reduce deficits

4. Delever by writing down liabilities in line with fall in asset prices

5. Structural reform – law and taxation changes

All material is compiled from sources believed to be accurate, but no accuracy can be guaranteed.
The presentation is for information purposes only and is not a solicitation to invest.
Unauthorized reproduction or distribution is strictly prohibited.

DEBT LIQUIDATION

What Actually Will Happen
Ronald McKinnon, 1973 coined the phrase - Financial Repression. When nations are short of capital or cannot finance their public debt they resort to 'capturing capital'.

'Conscripted Capital' to redirect credit to the government:

1. Lower interest rates below the natural market rate eg UK Minimum Lending Rate prior to 1981

2. Explicit or indirect caps or ceilings eg Regulation Q (US post WWII), fixed coupon debt

3. Oblige (enforce) domestic financial institutions to hold debt and condemn bond investors to negative real rates eg Basel III Capital, pension mandates

4. Capital account and exchange controls 'forced home bias' for institutions and individuals, prevents mobility of capital eg UK Exchange Control Act 1947 (ended 1979)

5. Financial Transaction taxes (Tobin tax) eg equity tax on dividends to redirect investors to government bonds

6. Explicit default on debt commitments to politically weak groups or foreign creditors

7. Implicit default, inflate vis a vis quantitative and credit easing eg UK Asset Purchase Program

All material is compiled from sources believed to be accurate, but no accuracy can be guaranteed.
The presentation is for information purposes only and is not a solicitation to invest.
Unauthorized reproduction or distribution is strictly prohibited.

HINDE CAPITAL

DEBT LIQUIDATION

A Glimpse Back Into The Future

Sbrancia and Reinhart (2011) - financial repression was crucial in 'liquidating' the massive stock of accumulated debt during WWII in many of the advanced countries from 1945 to 1980. This was the case in the UK, where government debt was reduced from over 200% of GDP after the war, to about 60% by the late 1960s.

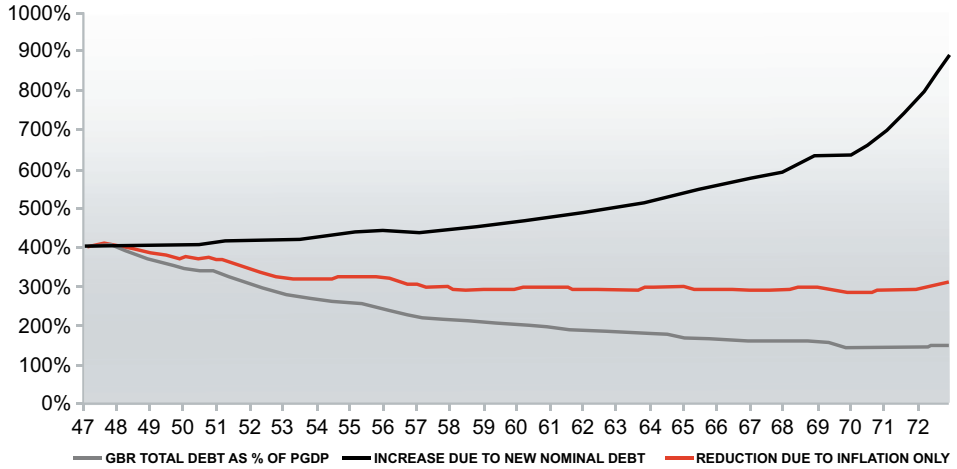

Source: Bridgewater, 2011

- Bretton Woods system was heavily regulated to facilitate a sharp drop in Debt to GDP ratios
- Low nominal interest rates help reduce debt servicing costs
- High incidence of negative real interest rates liquidates or erodes the real value of government debt
- 1945-80 annual liquidation of debt via negative real rates amounted to 3 to 4 percent of GDP per year on average (UK and US). This equated to a 30 to 40 percent debt reduction over decade (UK and US)

All material is compiled from sources believed to be accurate, but no accuracy can be guaranteed.
The presentation is for information purposes only and is not a solicitation to invest.
Unauthorized reproduction or distribution is strictly prohibited.

HINDE CAPITAL

DEBT LIQUIDATION

A Glimpse Back Into The Future

'Macroprudential regulation' is a euphemism for modern day Financial Repression. It refers to government efforts to ensure the 'health' of an (their) entire financial system. Emerging markets have also experienced their fair share of repression, Brazil (2008 to 10), Czech Republic (2008), Hungary (2010), Indonesia (2010), to name a few.



France

Dec 2010	Liquidation of the Fonds de réserve pour les retraites (FRR)

Ireland

Jan 2010	National Pension Reserve Fund to Recapitalise Banks
Apr 2011	Levy on pension funds

Japan

Mar 2010	Reversal of Post Privatisation, Raising of Deposit Ceiling
Mar 2011	Currency Intervention
	BoJ Qualitative Easing, J-REIT purchases, Commodity Fund

UK

Oct 2009	UK FSA increases reserve requirement for UK banks
2008-11	BoE Asset Purchase Facility (QE)
2011	Annoucement of privatisation of Royal Mail

Portugal

2010	Transfer of previously privatised Portugal Telecom Pension Scheme, back to Portuguese government

All material is compiled from sources believed to be accurate, but no accuracy can be guaranteed.
The presentation is for information purposes only and is not a solicitation to invest.
Unauthorized reproduction or distribution is strictly prohibited.

FINANCIAL REPRESSION

Fed QE: Buyer of First Resort

The Fed has undertaken both quantitative and qualitative easing with the Fed securities portfolio reaching more than 2.5 trillion US dollar. 60% of this portfolio consists of treasuries, the rest is sitting in agencies and mortgage backed securities (MBS).

Absence of Asian CB buyers forces onus onto Fed to maintain bond purchases, otherwise US deficit cannot be financed. The more debt the Fed buys in either the government bond market or in the asset backed securities market, the more likely is it that the Fed will become a systemic holder of these bonds.

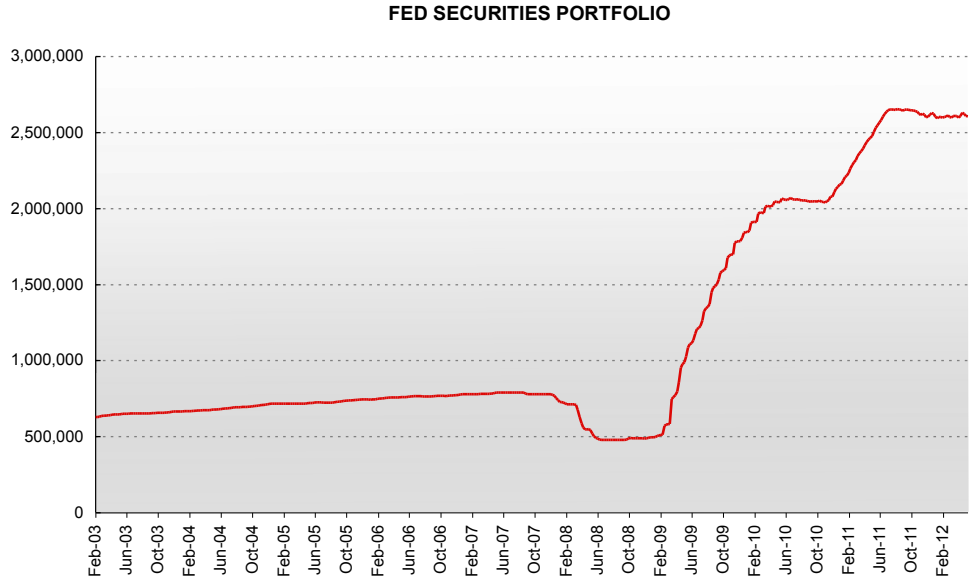

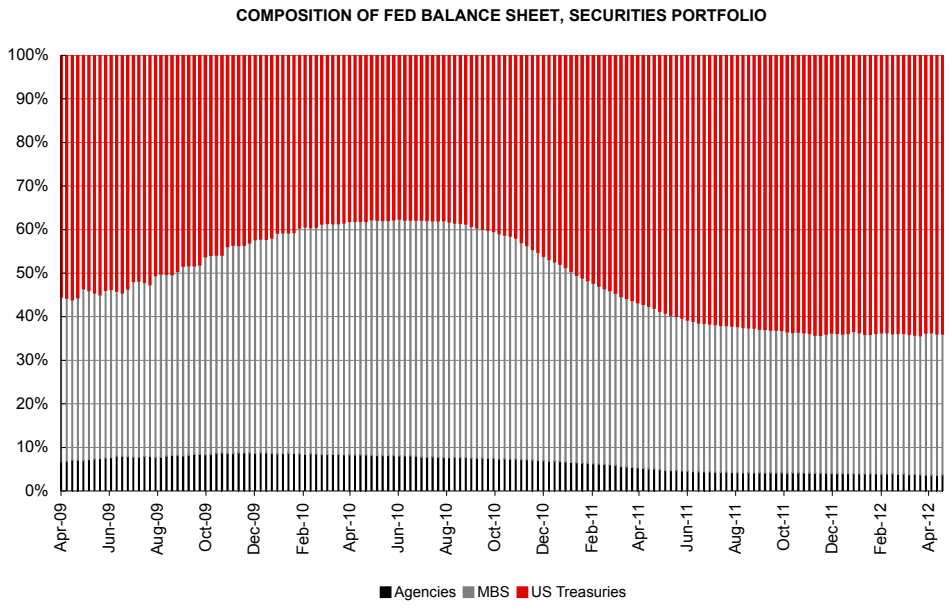

All material is compiled from sources believed to be accurate, but no accuracy can be guaranteed.
The presentation is for information purposes only and is not a solicitation to invest.
Unauthorized reproduction or distribution is strictly prohibited.

HINDE CAPITAL

FINANCIAL REPRESSION

BoE Ditto Fed

The Bank of England (BoE) has been one of the most aggressive central banks in the world in terms of quantitative easing.

The BoE has been buying UK government bonds to the tune of £350 billion since 2008. On the latest data, the BoE now owns as much as 30% of all Gilts outstanding.

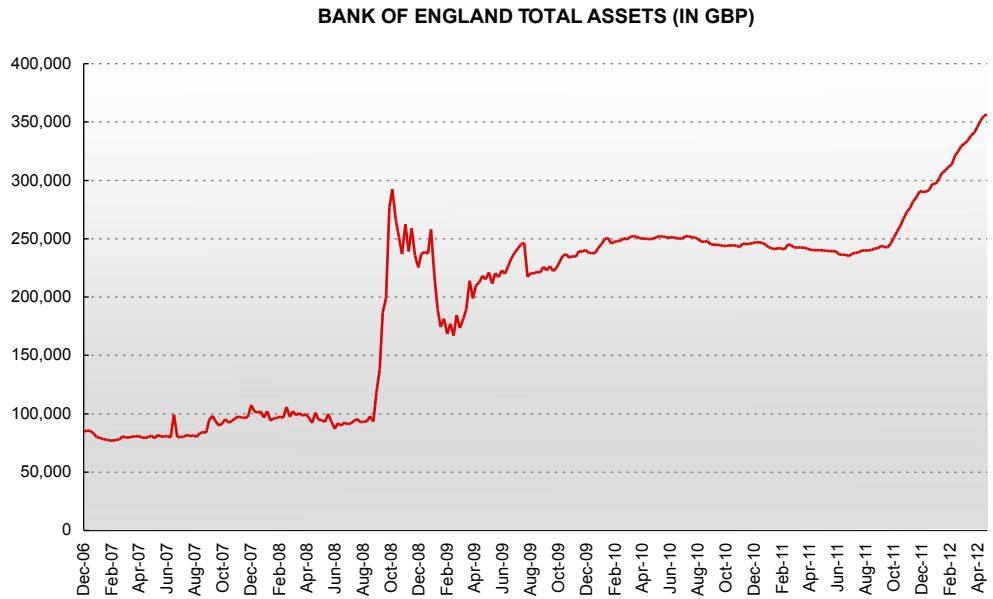

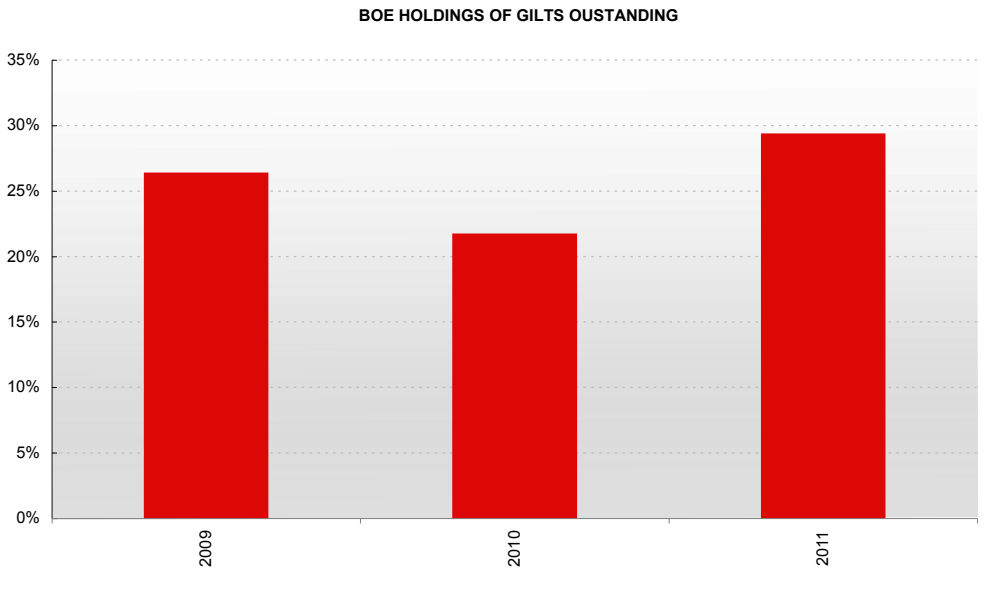

All material is compiled from sources believed to be accurate, but no accuracy can be guaranteed.
The presentation is for information purposes only and is not a solicitation to invest.
Unauthorized reproduction or distribution is strictly prohibited.

HINDE CAPITAL

FINANCIAL REPRESSION

Creative QE: 'All Hail Draghi'
SMP, LTROs, and ELA the magic tools of the ECB's Financial Repression.

The ECB conducts its QE mainly through SMPs but also open market refinancing operations (LTROs), which the central bank claims does not amount to QE because it is not exchanging liabilities for government bond assets. ECB is taking on all kinds of dubious collateral from eurozone banks and exchanging them into risk free reserves which the banks can then use to buy government bonds. This is as direct a form of quantitative easing and 'capital conscription' without it actually being it by the letter of the theory. We call this **Creative QE**.

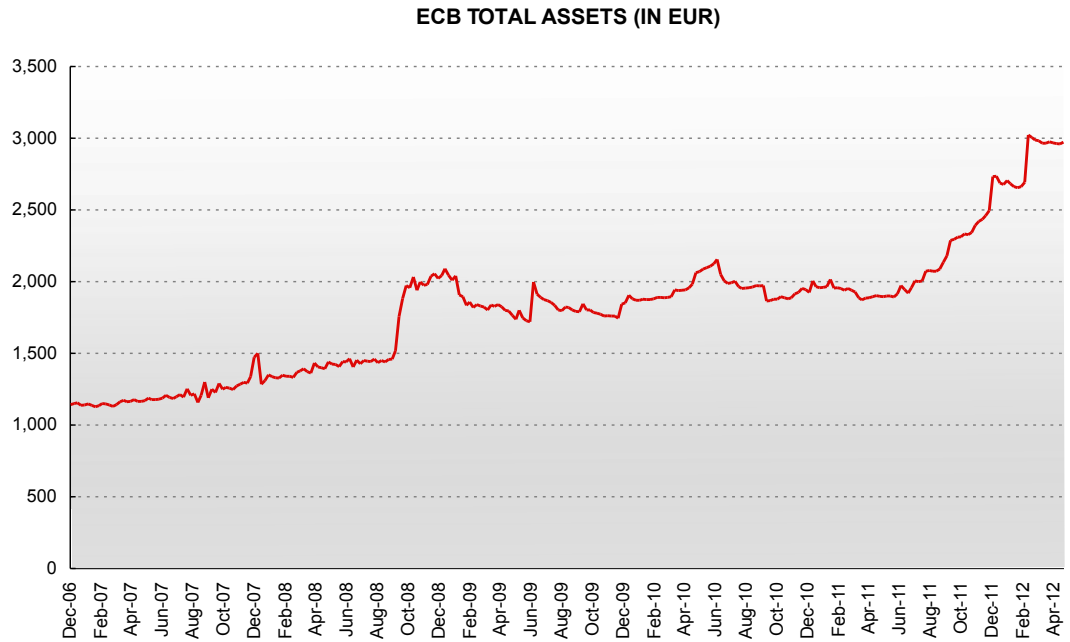

All material is compiled from sources believed to be accurate, but no accuracy can be guaranteed.
The presentation is for information purposes only and is not a solicitation to invest.
Unauthorized reproduction or distribution is strictly prohibited.

FINANCIAL REPRESSION

Relative Value

Central Bank balance sheet expansion.

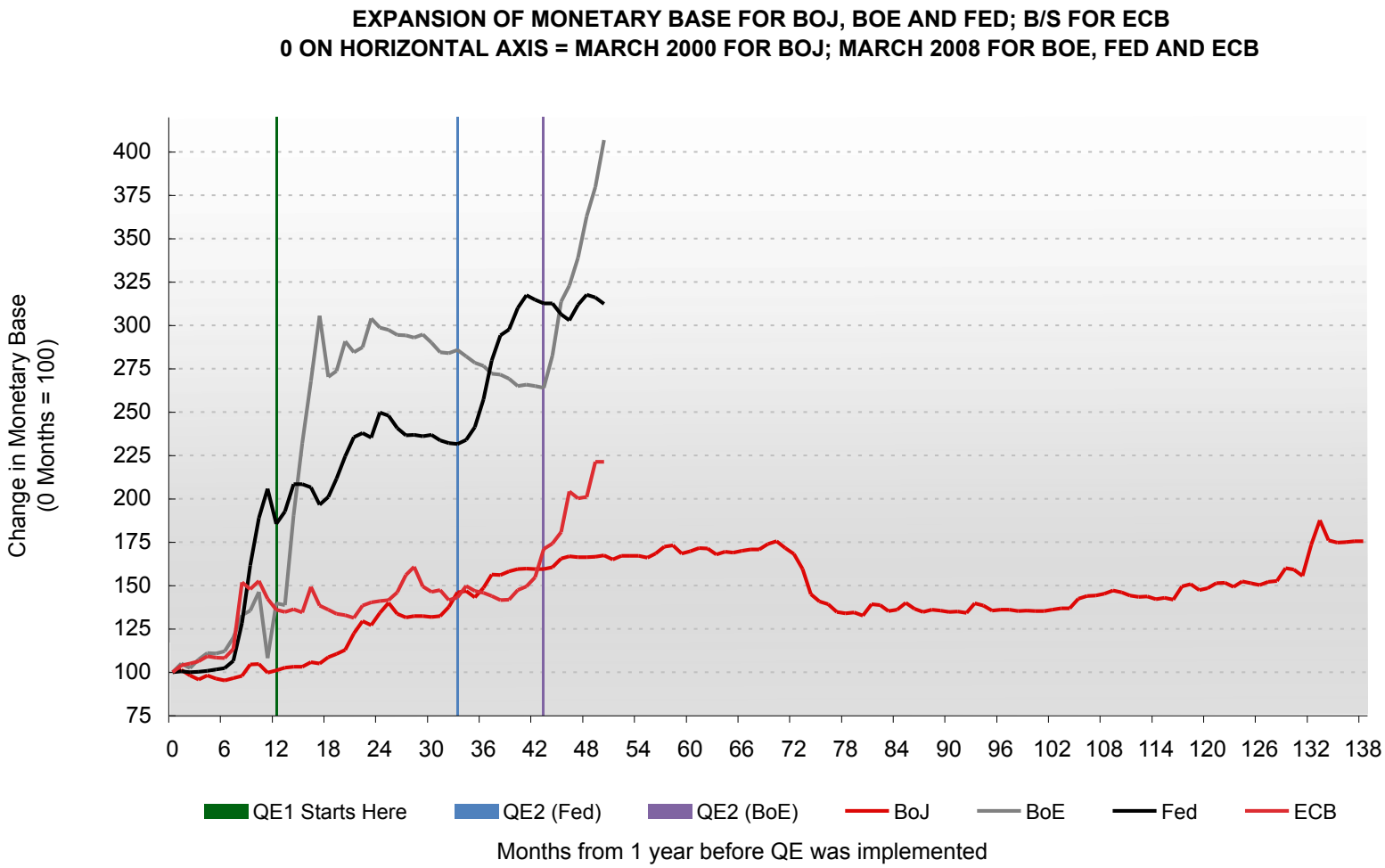

All material is compiled from sources believed to be accurate, but no accuracy can be guaranteed.
The presentation is for information purposes only and is not a solicitation to invest.
Unauthorized reproduction or distribution is strictly prohibited.

HINDE CAPITAL

FINANCIAL REPRESSION

UK institutional repression

UK monetary financial institutions have undergone forced gilt purchases. UK tax payers should be worried when they see pension and insurance company holdings start to rise at these rates.

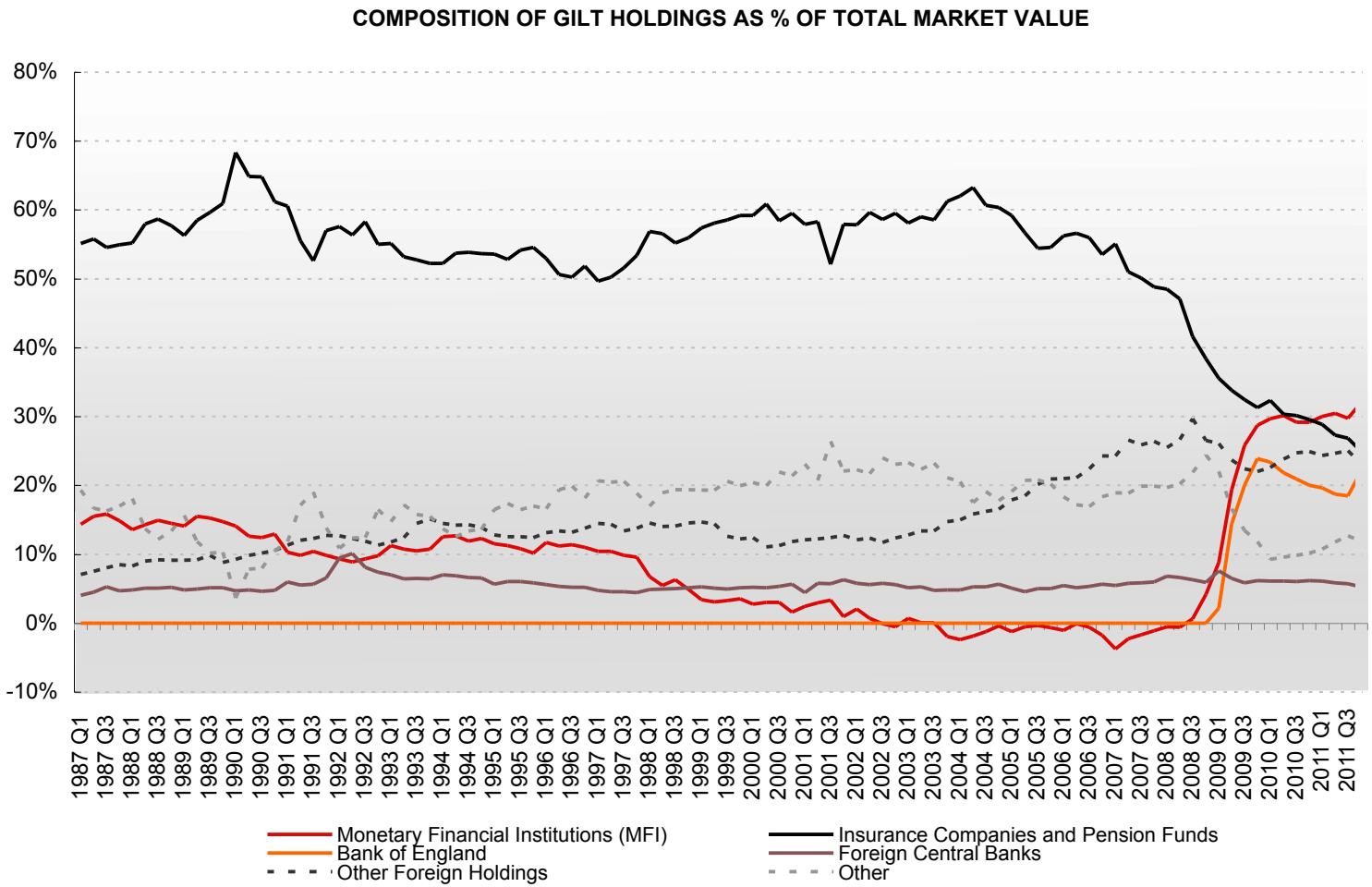

All material is compiled from sources believed to be accurate, but no accuracy can be guaranteed.
The presentation is for information purposes only and is not a solicitation to invest.
Unauthorized reproduction or distribution is strictly prohibited.

FINANCIAL REPRESSION

Tragedy of the Commons

'Tinker, Tailor, Soldier, Sailor, Rich man, Beggar man...Thief'

The 'tragedy of the commons' has crucially exposed the problem of this Bretton Woods II monetary system. Not all countries can eat at the trough.

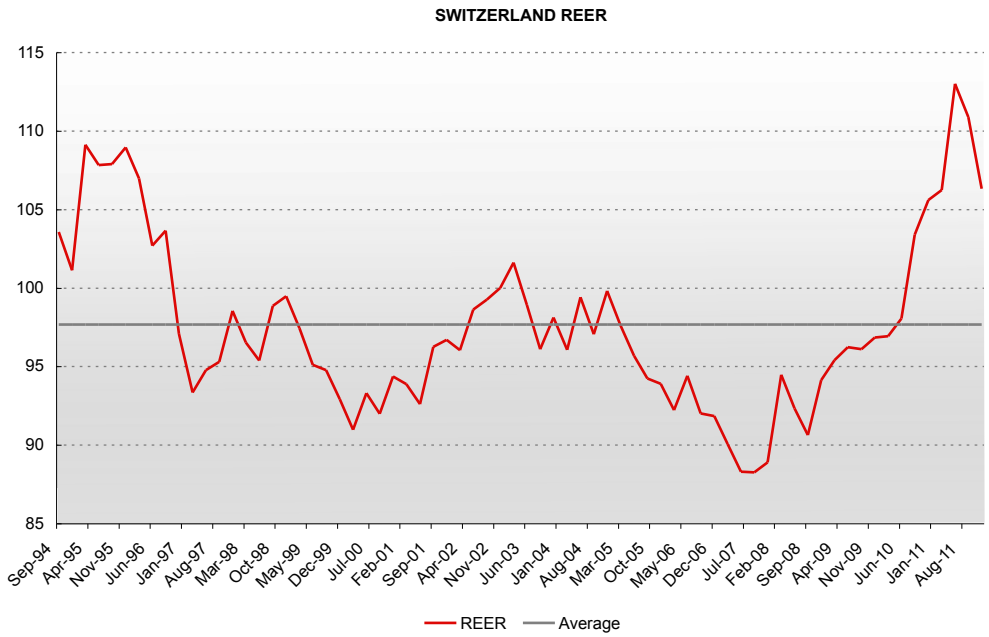

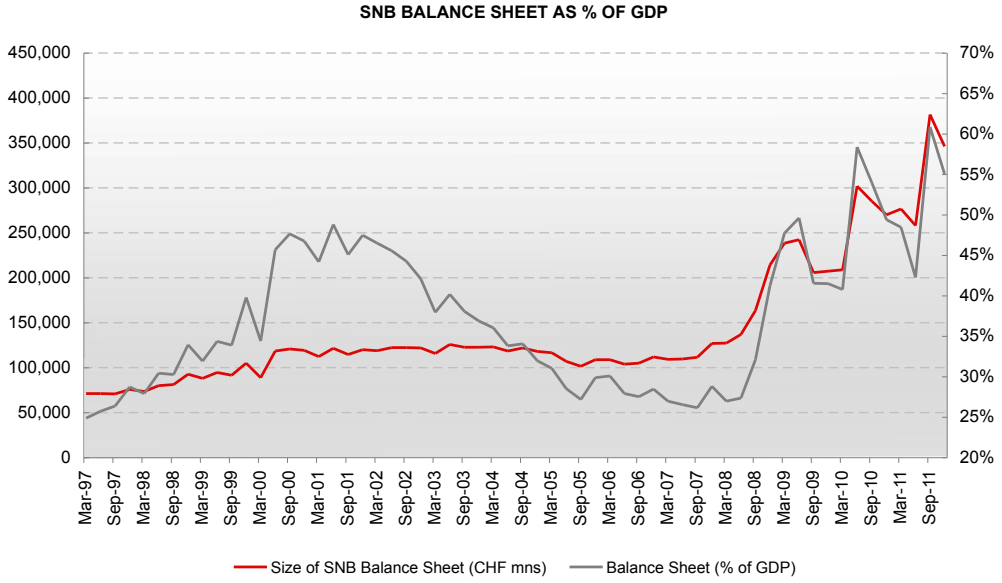

All material is compiled from sources believed to be accurate, but no accuracy can be guaranteed.
The presentation is for information purposes only and is not a solicitation to invest.
Unauthorized reproduction or distribution is strictly prohibited.

HINDE CAPITAL

FINANCIAL REPRESSION

Tragedy of the Commons
Currency intervention is Financial Repression.

SNB announced EURCHF target rate 1.20, effectively a managed float. Incidentally tying themselves to the trials and tribulations of the euro currency.

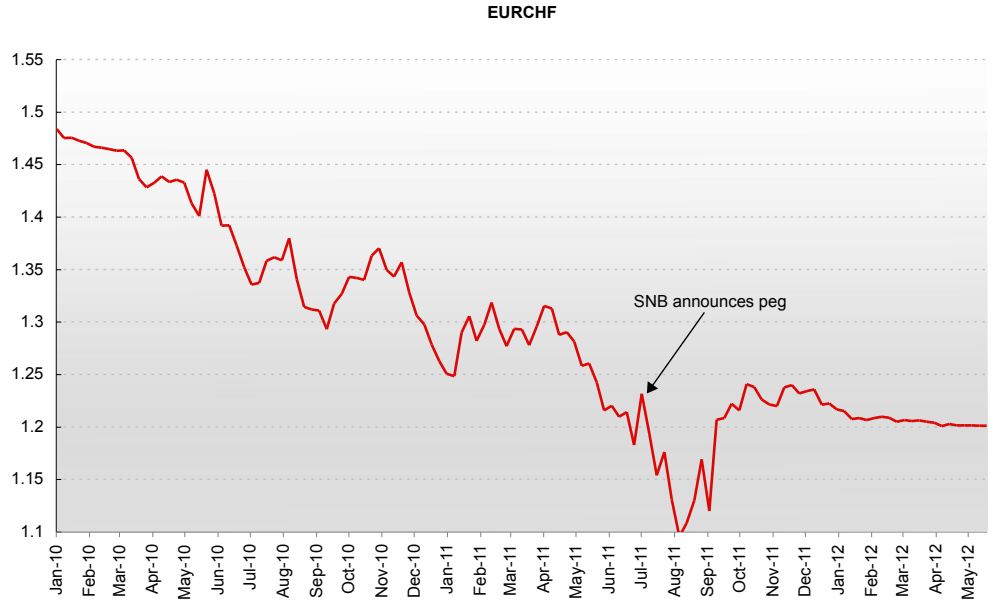

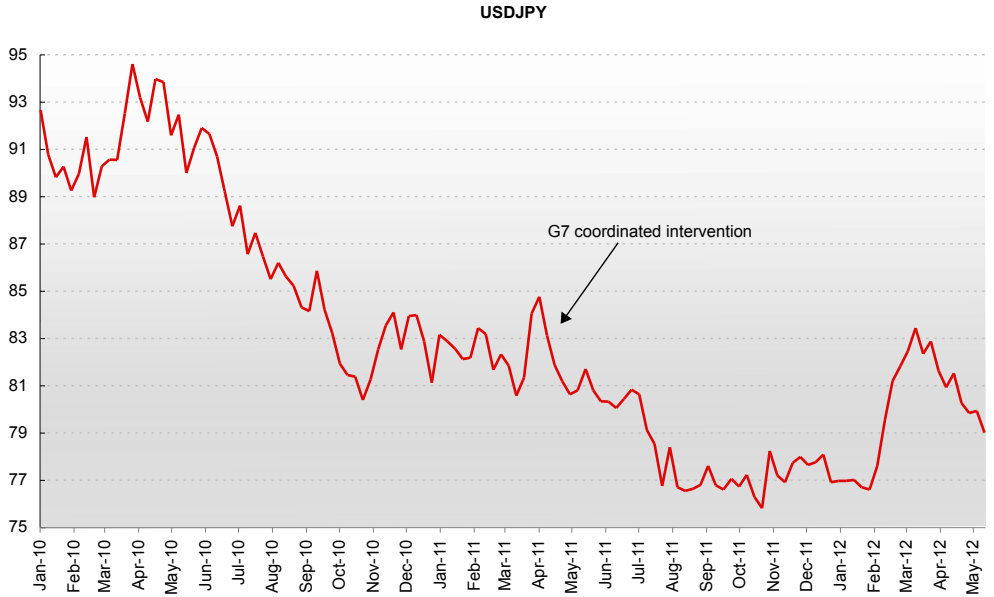

All material is compiled from sources believed to be accurate, but no accuracy can be guaranteed.
The presentation is for information purposes only and is not a solicitation to invest.
Unauthorized reproduction or distribution is strictly prohibited.

UK: A CASE STUDY IN HOW TO REDUCE YOUR DEBT

Please see HindeSight Presentation Nov 2010: **Debt: There is No Jubilee**



All material is compiled from sources believed to be accurate, but no accuracy can be guaranteed.
The presentation is for information purposes only and is not a solicitation to invest.
Unauthorized reproduction or distribution is strictly prohibited.

HIND(E)SIGHT INVESTING



All material is compiled from sources believed to be accurate, but no accuracy can be guaranteed.
The presentation is for information purposes only and is not a solicitation to invest.
Unauthorized reproduction or distribution is strictly prohibited.

HINDE CAPITAL

HIND(E)SIGHT INVESTING

"I've made 10% returns for 20 years and I've never had a down month." Bernie Madoff

'Best' Portfolio, built from 25% gold, 25% US equities, 25% intermediate duration UST bonds 25% 12m US cash

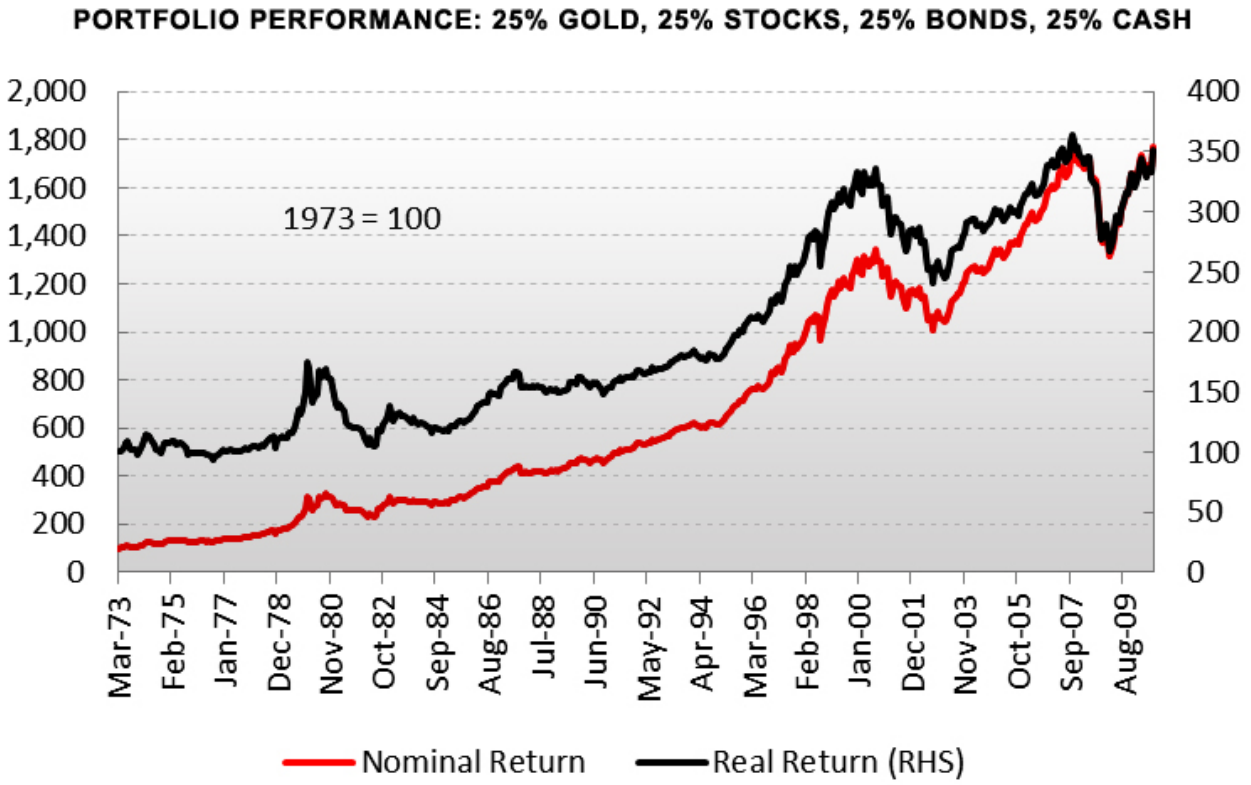

All material is compiled from sources believed to be accurate, but no accuracy can be guaranteed.
The presentation is for information purposes only and is not a solicitation to invest.
Unauthorized reproduction or distribution is strictly prohibited.

HIND(E)SIGHT INVESTING

Optimised portfolio: 4% annualised real return, 7.7% annualised volatility.

$100 invested in 1973 would be worth $2171 at end 2010.

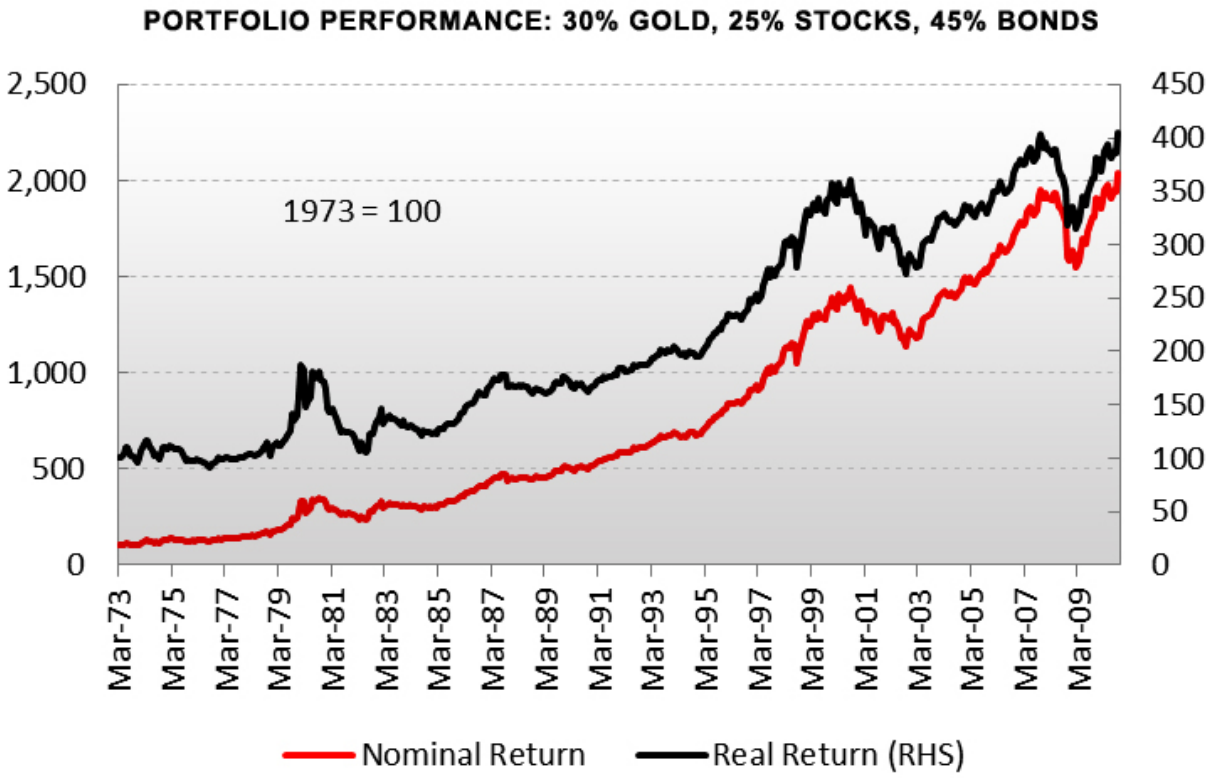

All material is compiled from sources believed to be accurate, but no accuracy can be guaranteed.
The presentation is for information purposes only and is not a solicitation to invest.
Unauthorized reproduction or distribution is strictly prohibited.

HINDE CAPITAL

HIND(E)SIGHT INVESTING

Myth of Commodity Diversification

The first portfolio is 25% commodities, bonds 37.5%, 37.5% equities. The second portfolio is same except we substitute 25% gold for commodities.

For optimal performance, drawdown and diversification, gold is superior to a basket of commodities. Despite this institutional managers still live in myth of commodity diversification.

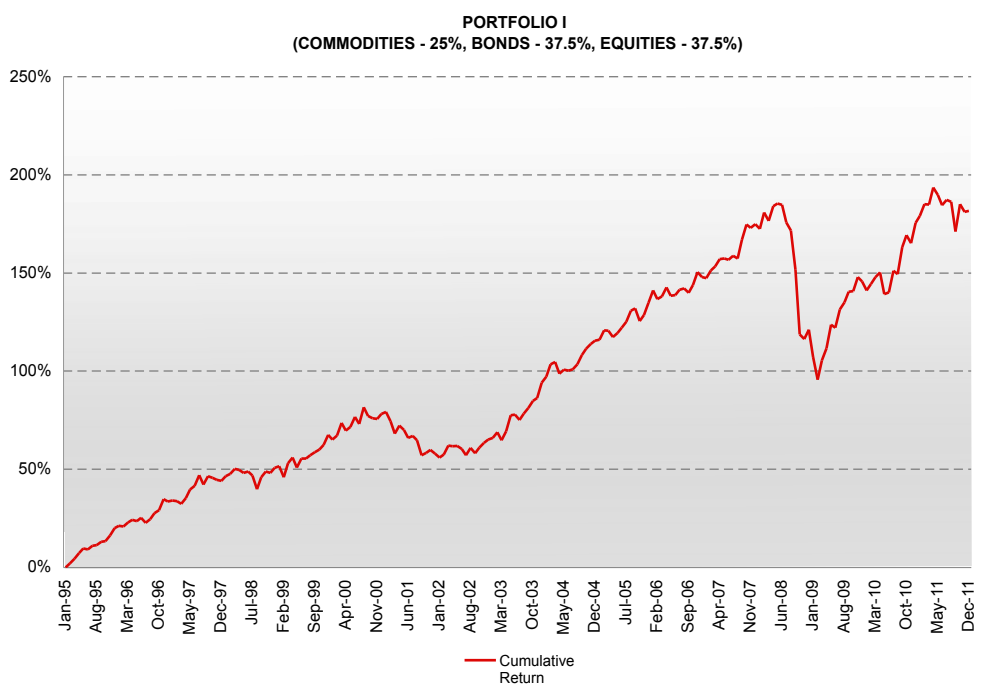

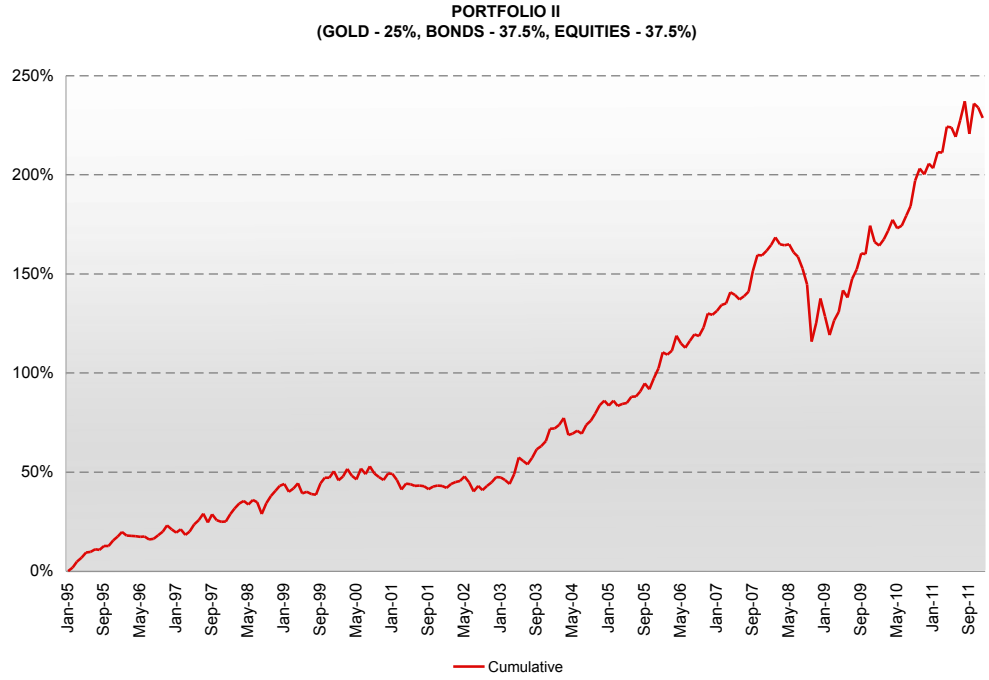

All material is compiled from sources believed to be accurate, but no accuracy can be guaranteed.
The presentation is for information purposes only and is not a solicitation to invest.
Unauthorized reproduction or distribution is strictly prohibited.

ABC Theory (ABCT)

Business cycle is driven by credit and money. Central bank supplies the money, financial intermediaries supply the credit. Understanding the flow of 'capital' in the real economy before it happens helps us understand the probability of returns in the market place.

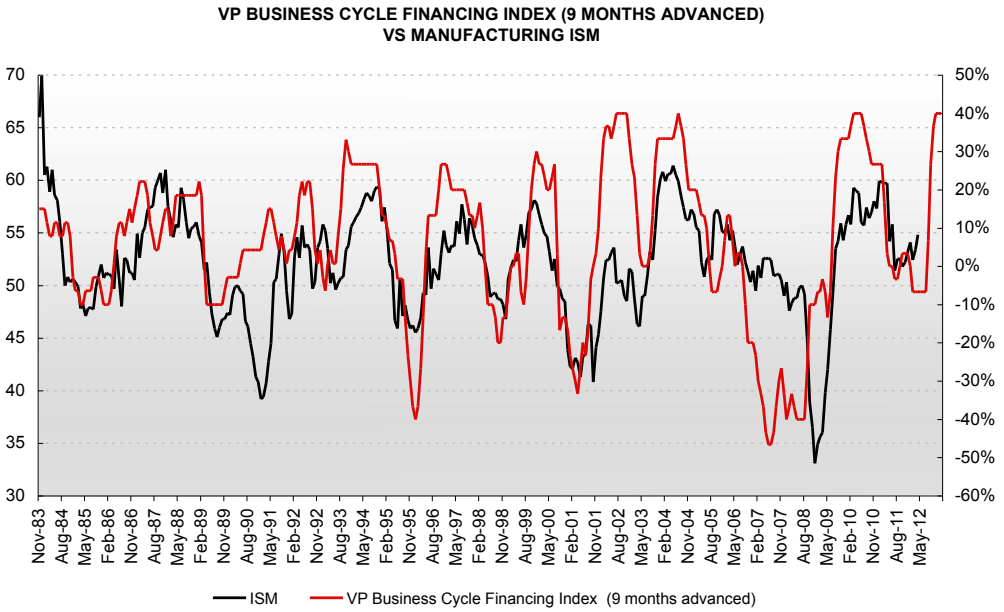

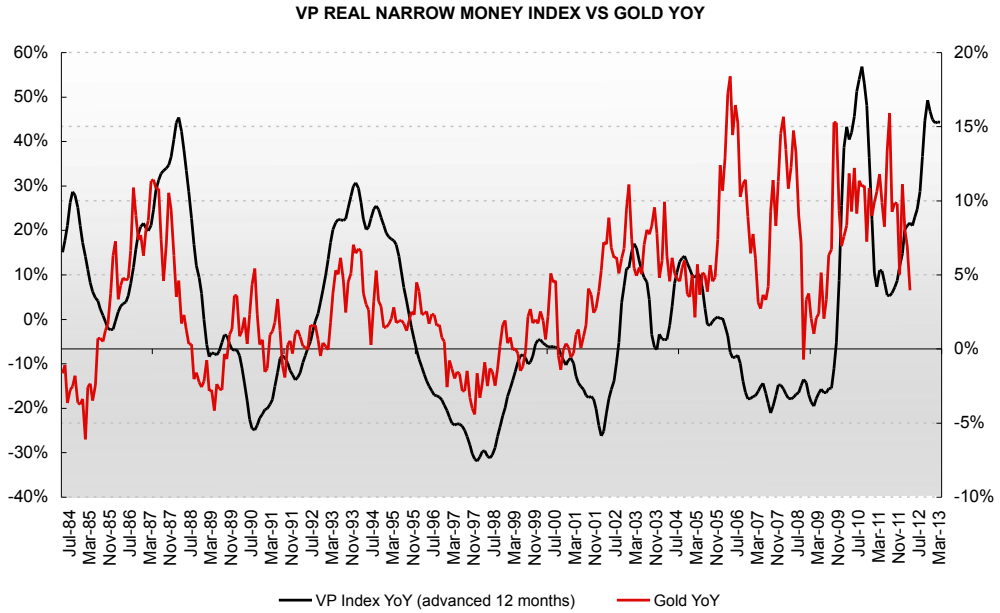

All material is compiled from sources believed to be accurate, but no accuracy can be guaranteed.
The presentation is for information purposes only and is not a solicitation to invest.
Unauthorized reproduction or distribution is strictly prohibited.

HIND(E)SIGHT INVESTING

Global Liquidity Drives Risk Assets?

When credit dies and money flies, does the global liquidity cycle (5 years and 18 years) still apply? Ie do we have upswings in liquidity cycle predicting upcoming 'risk on' periods, while downswings warn of approaching 'risk off' periods?

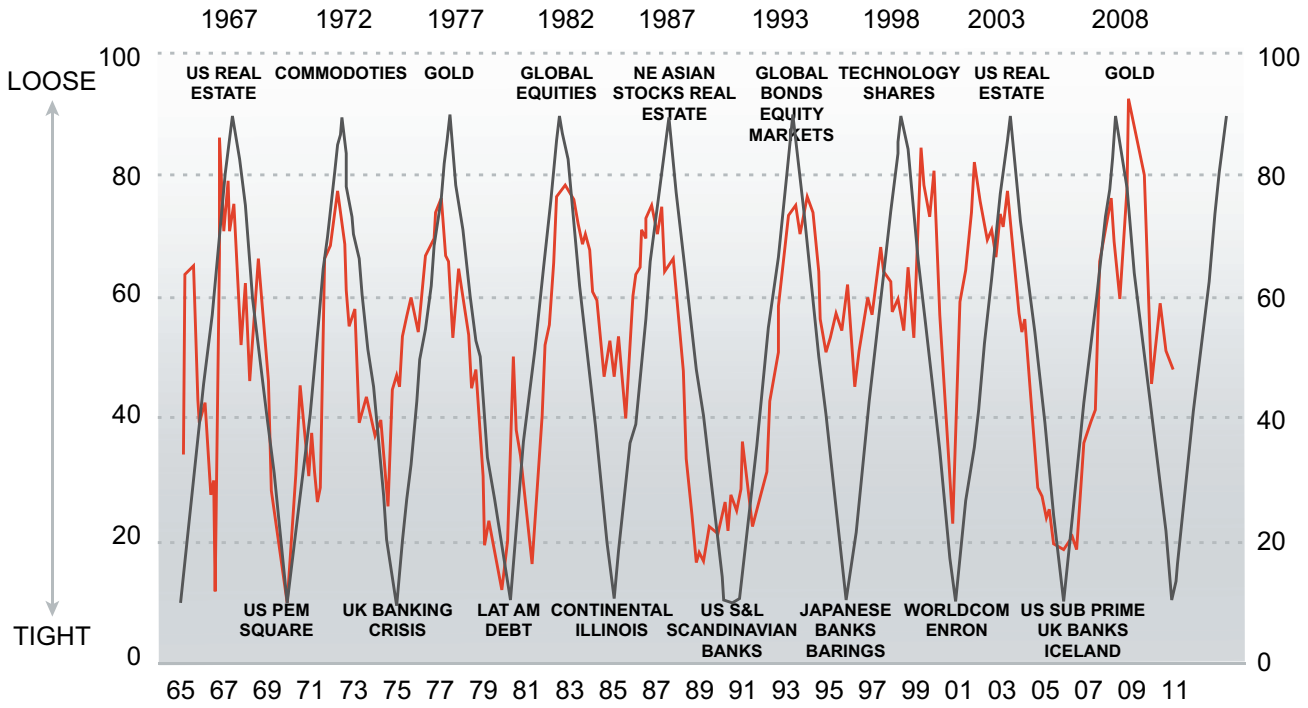

Source: CrossBorder Capital

All material is compiled from sources believed to be accurate, but no accuracy can be guaranteed.
The presentation is for information purposes only and is not a solicitation to invest.
Unauthorized reproduction or distribution is strictly prohibited.

HINDE CAPITAL

HIND(E)SIGHT INVESTING

Equitable Risk, Nominal vs Real

In the recent 60 years there has been two 10-15 year periods in which the nominal value of the S&P 500 has moved sideways but where the real value has declined. These periods are 1970 to 1985 and 2000 to 2012 (2015?).

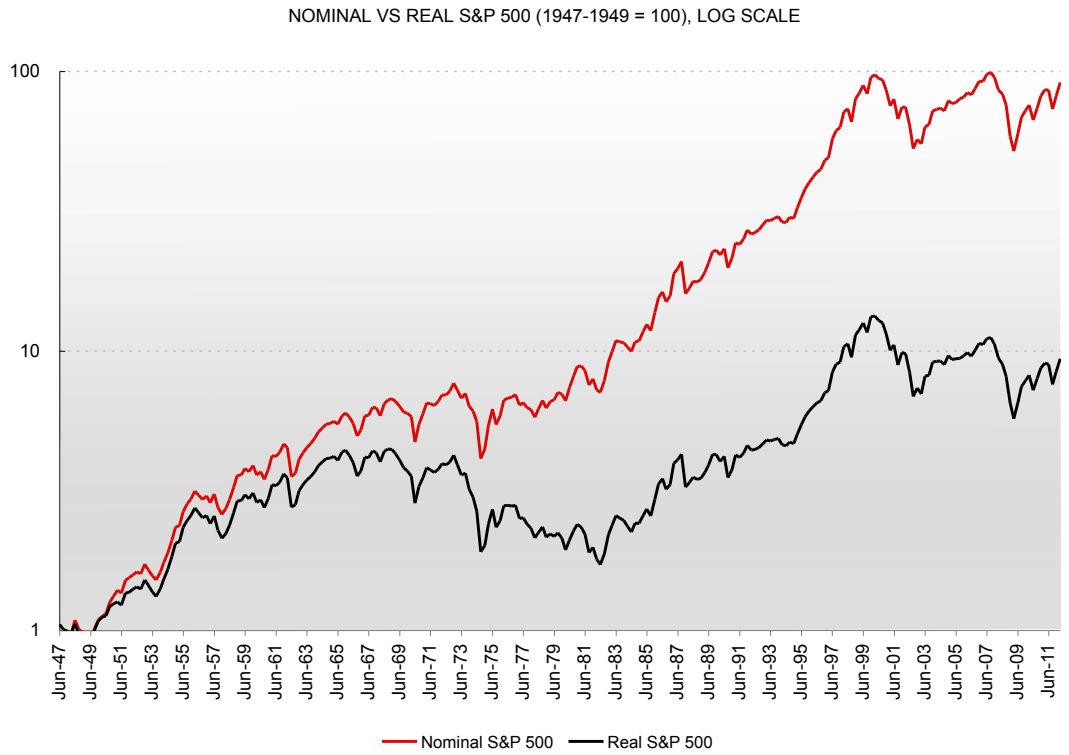

All material is compiled from sources believed to be accurate, but no accuracy can be guaranteed.
The presentation is for information purposes only and is not a solicitation to invest.
Unauthorized reproduction or distribution is strictly prohibited.

HIND(E)SIGHT INVESTING

Equitable Risk, Nominal vs Real

Earnings and dividends are in nominal dollars. Much of the growth of dividends can be explained by changes in inflation rates. Higher inflation rates lead to higher dividends.

Real dividend yields after inflation have been negative for most of the past thirty years!

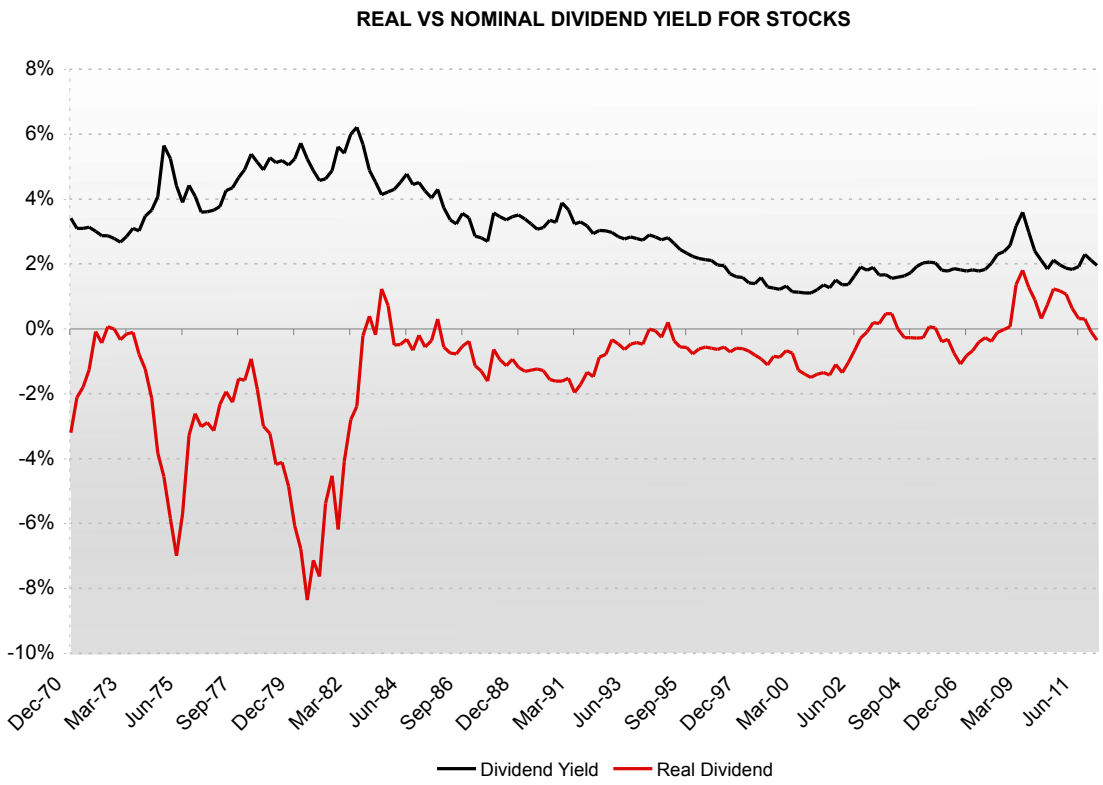

All material is compiled from sources believed to be accurate, but no accuracy can be guaranteed.
The presentation is for information purposes only and is not a solicitation to invest.
Unauthorized reproduction or distribution is strictly prohibited.

HINDE CAPITAL

HIND(E)SIGHT INVESTING

Equitable Risk

Inflation is not good for stock price/earnings ratios

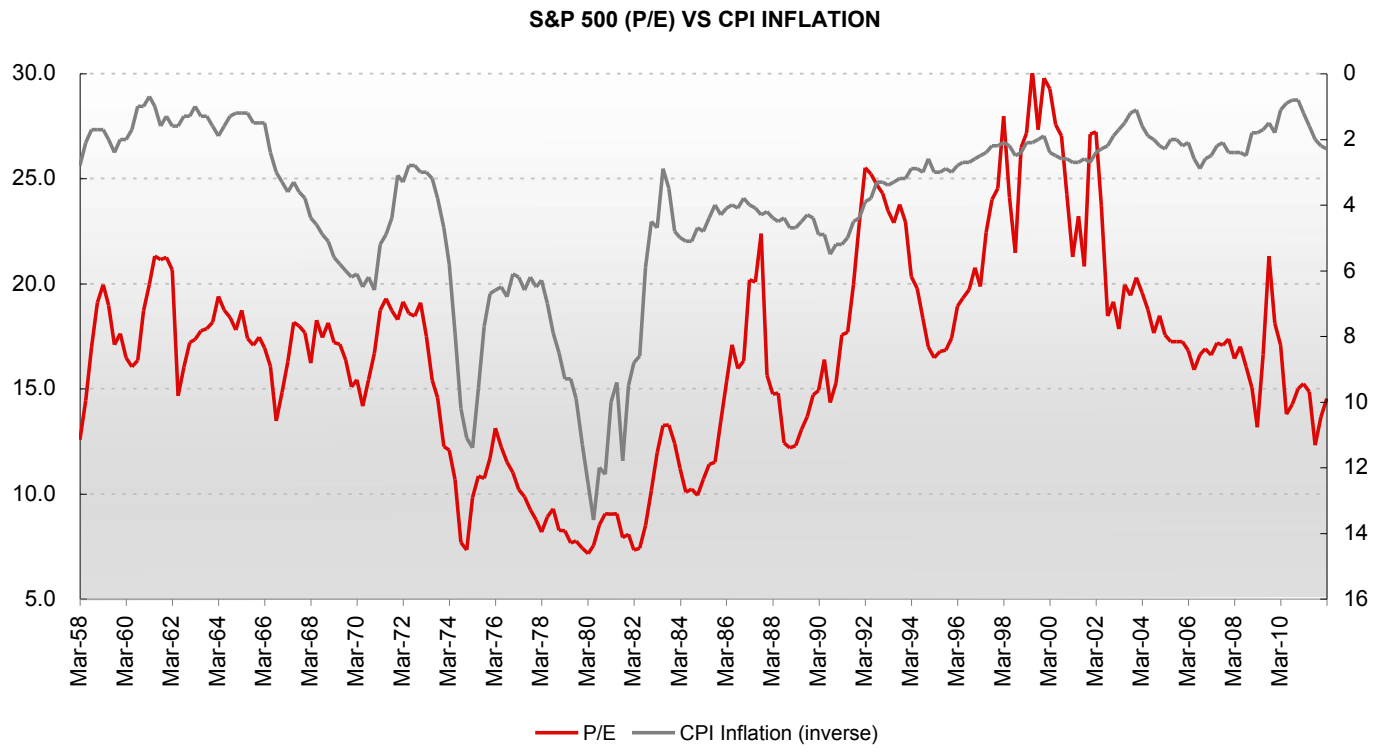

All material is compiled from sources believed to be accurate, but no accuracy can be guaranteed.
The presentation is for information purposes only and is not a solicitation to invest.
Unauthorized reproduction or distribution is strictly prohibited.

HIND(E)SIGHT INVESTING

Riskless Assets, Nominal vs Real

After the Second World War, Gilts underperformed. There was no central bank to ramp up purchases. This will likely happen again!

Gilts underperformed during the last period of financial repression, this time, the BOE is keeping yields down.

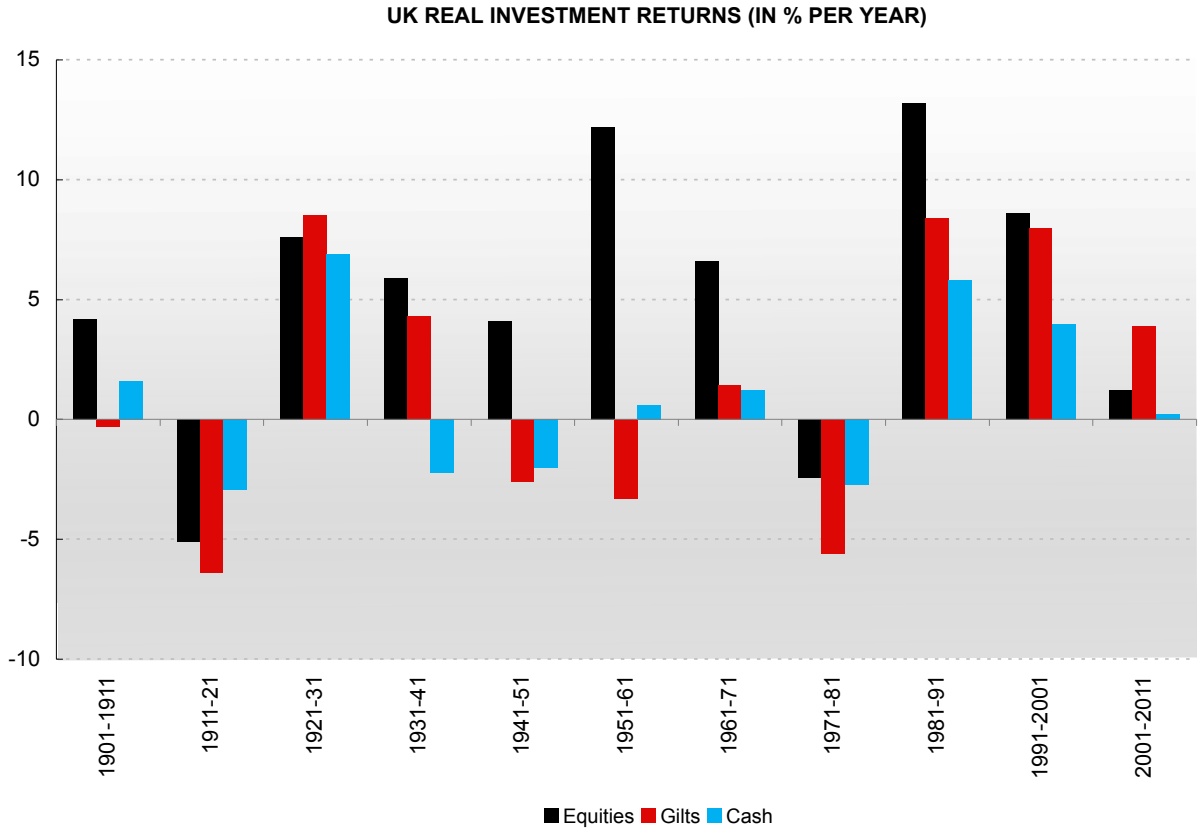

All material is compiled from sources believed to be accurate, but no accuracy can be guaranteed.
The presentation is for information purposes only and is not a solicitation to invest.
Unauthorized reproduction or distribution is strictly prohibited.

HINDE CAPITAL

HIND(E)SIGHT INVESTING

A Golden Jubilee, A Real Asset

To understand Why Gold?

Please see (a) HindeSight Investor Letter June 2010: **Gold: The Currency Of First Resort**
(b) HindeSight Investor Presentation June 2011, Beijing: **A Golden Renaissance**

Gold is the hedge against political instability and government default.

Gold is a borderless asset.

Gold is a positive demographic story.

Gold is basis of new monetary order?



All material is compiled from sources believed to be accurate, but no accuracy can be guaranteed.
The presentation is for information purposes only and is not a solicitation to invest.
Unauthorized reproduction or distribution is strictly prohibited.

HIND(E)SIGHT INVESTING

A Golden Jubilee
Global financial assets have risen 17-fold over the last 3 decades from $12.3 trillion to nearly $210 trillion.

Gold has not kept up with this rate of growth, and this doesn't account for the quadrillion dollars in worldwide derivatives.

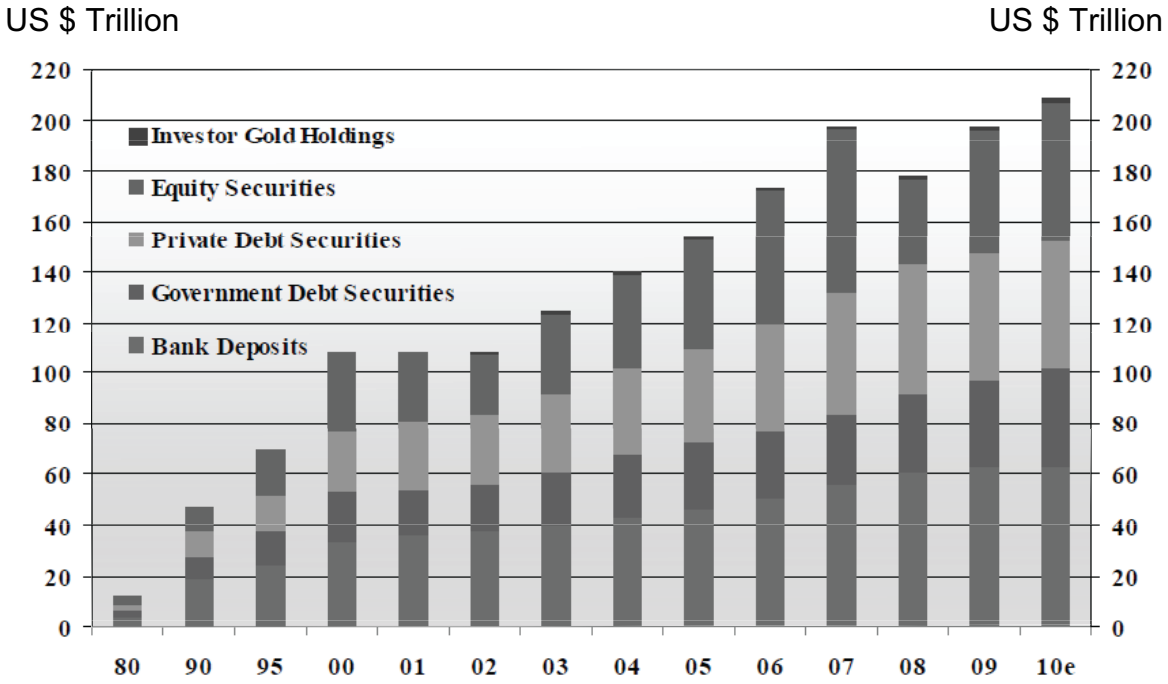

Source: World Federation of Exchanges, The Economist, McKinsey, IMF and CPM Group

All material is compiled from sources believed to be accurate, but no accuracy can be guaranteed.
The presentation is for information purposes only and is not a solicitation to invest.
Unauthorized reproduction or distribution is strictly prohibited.

HIND(E)SIGHT INVESTING

A Golden Jubilee

Gold investor holdings stand at $1.5 trillion (end 2010), 0.7% of Global Financial Assets (GFA).
In 2000 gold holdings were worth $227 billion, or 0.2% of GFA, but this isn't the whole story...

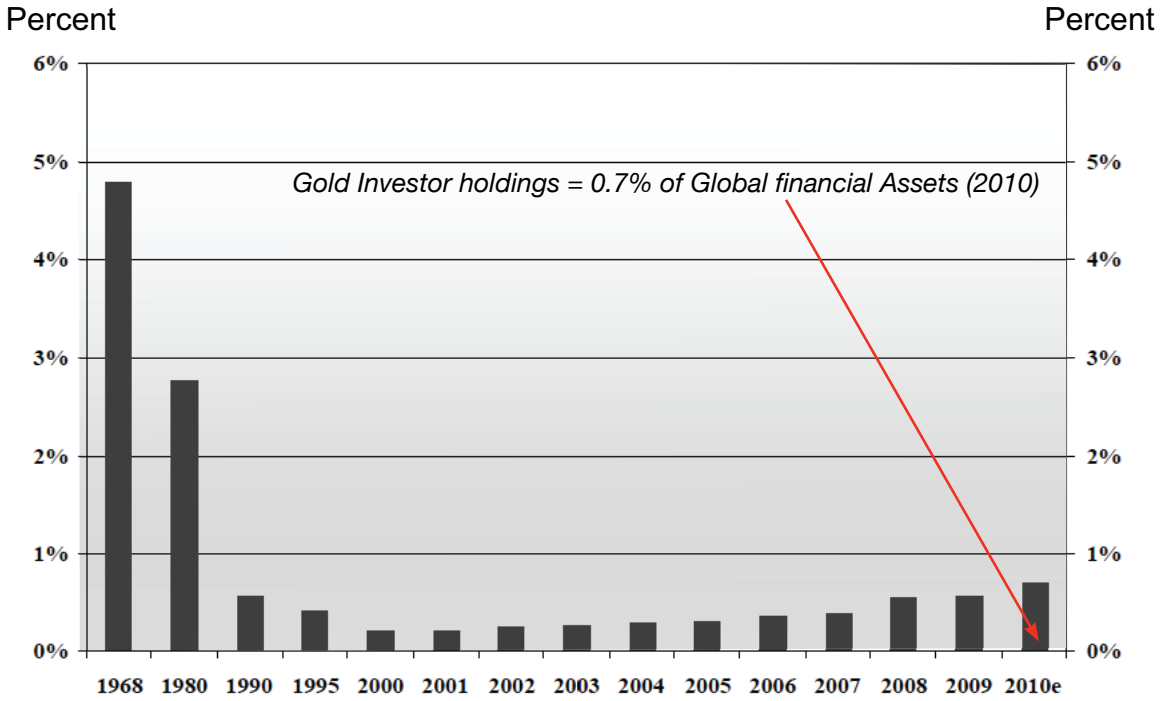

Source: World Federation of Exchanges, The Economist, McKinsey, IMF and CPM Group, as of end of Dec. 2010

All material is compiled from sources believed to be accurate, but no accuracy can be guaranteed.
The presentation is for information purposes only and is not a solicitation to invest.
Unauthorized reproduction or distribution is strictly prohibited.

HINDE CAPITAL

HIND(E)SIGHT INVESTING

A Golden Jubilee

- Today 0.2% would be worth $1.2 trillion ($1500 troy oz. Au) or 0.6% of Global Financial Assets (GFA).
- Therefore new investment gold only provided 0.1% increase in % gold holdings.
- In 1968 to 1970 % gold holdings of GFA = 5%, to attain this % at current values of gold ($1,500), $10.7 trillion dollars need to be invested.
- $10.7 trillion is equivalent to 7.1 billion troy oz at $1,500 or 1.42x gold ever produced.
- 7.1 billion troy oz. is 4.4 x known gold reserves (based on US Geological Survey).
- Clearly not only is public ownership miniscule, but to return to the 70s % holdings requires too much gold than these prices can handle.
- **This transfer of gold will take place at much higher prices.**

For ideas on a New Monetary System, please see HindeSight Presentation (Australia) November 2011: Singularity – Transcedent Money

All material is compiled from sources believed to be accurate, but no accuracy can be guaranteed.
The presentation is for information purposes only and is not a solicitation to invest.
Unauthorized reproduction or distribution is strictly prohibited.

HIND(E)SIGHT INVESTING

The Rule Of Law

Salutary lesson of history is that the 'Rule of Law' is often changed retroactively. We must be vigilant to signs of regulatory and legal 'reform'. Euphemisms for 'We will steal your capital'.

Public debt to GDP levels in advanced countries > 90% =

- No Growth.
- Fiscal Impairment.
- External Funding risk exposes debtor to "sudden stop" capital flows.
- Low rates.
- Monetary inflation encouraged to erode debt value.
- Coercive redirection of capital domestically.
- Excessive regulatory oversight and capital controls to maintain home bias.
- Private assets open to confiscation risk.

All material is compiled from sources believed to be accurate, but no accuracy can be guaranteed.
The presentation is for information purposes only and is not a solicitation to invest.
Unauthorized reproduction or distribution is strictly prohibited.

HIND(E)SIGHT INVESTING

The Rule Of Law

So what does this entail for investors?

- Avoid highly indebted bond markets, as capital loss and capital control risk.
- Gold is a borderless asset that protects purchasing power.
- Find growth companies with strong market share and consistent dividend pay out.
- Avoid highly indebted nation currencies, observe PPP rankings and devaluation risk.
- Invest in surplus country currencies, Singapore dollar, Norwegian krona but beware hot flows and relative valuation.

Invest like a Ninja warrior. Financial Repression is a ‘dirty war’, you have to fight back.

All material is compiled from sources believed to be accurate, but no accuracy can be guaranteed.
The presentation is for information purposes only and is not a solicitation to invest.
Unauthorized reproduction or distribution is strictly prohibited.

HIND(E)SIGHT INVESTING

What We Did, Of Course!

Ninja Warriors - four investment decisions over 40 years and a nominal return of over 177,530%.

1970-1979	100% invested in gold	1,363% return
1980-1989	Switched from gold to Japanese equities	493% return
1990-1999	Switched from Japanese equities to US equities	317% return
2000-2010	Switched from US equities to gold again	391% return
1970-2010	**Total compounded return of above straegy**	**177,530% return**

All material is compiled from sources believed to be accurate, but no accuracy can be guaranteed.
The presentation is for information purposes only and is not a solicitation to invest.
Unauthorized reproduction or distribution is strictly prohibited.

HINDE CAPITAL: ORGANIZATION

Hinde Capital's structure ensures the Firm's operations are thoroughly audited and transparent.

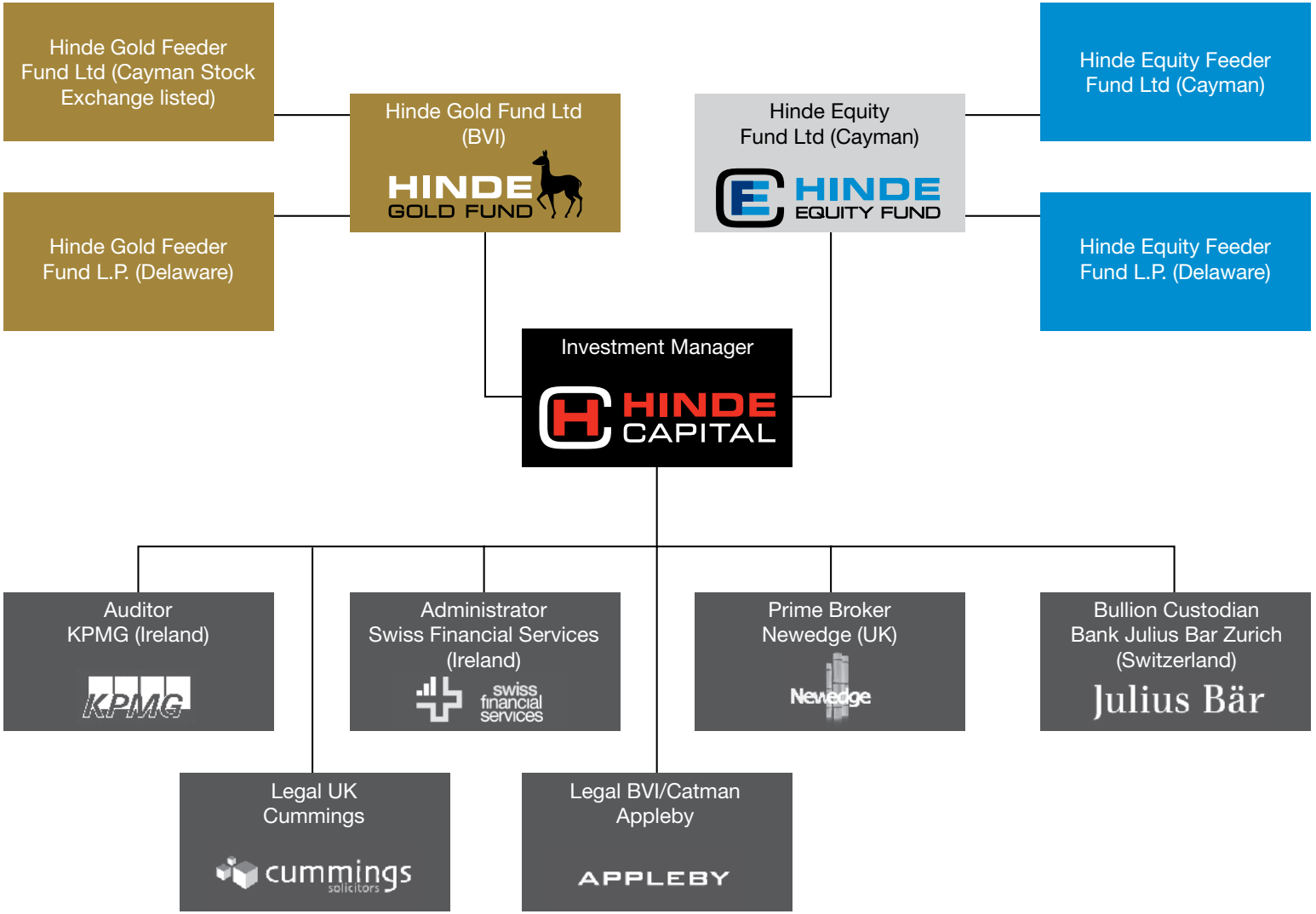

All material is compiled from sources believed to be accurate, but no accuracy can be guaranteed.
The presentation is for information purposes only and is not a solicitation to invest.
Unauthorized reproduction or distribution is strictly prohibited.

HINDE GOLD FUND

Hinde Gold Fund maintains a managed long exposure to the precious metals complex, primarily physical gold bullion. The Fund offers investors the opportunity to seek preservation of, and an increase in, capital.

- The Fund targets a significant return in excess of its designated benchmark, the USD spot gold bullion price.
- The core of the Fund's investment is in allocated physical gold stored in secure vaults in a leading Swiss private bank, Julius Baer.
- The Fund provides exposure to the upside appreciation in the precious metals sector while smoothing out downside volatility.
- The Fund also has an allocation to companies engaged in mining, exploration and production in the precious metals sector.

All material is compiled from sources believed to be accurate, but no accuracy can be guaranteed.
The presentation is for information purposes only and is not a solicitation to invest.
Unauthorized reproduction or distribution is strictly prohibited.

HINDE CAPITAL

HINDE GOLD FUND TRACK RECORD

PERFORMANCE DATA	
Since Inception	82.95%
Annualized	14.25%
Last Month	-4.59%
Average Month	1.39%
Annualized Volatility*	27.43%
Sharpe Ratio*^	-0.10
Sortino Ratio*^	-0.11

^ using 3m US LIBOR * last 12m

FUND INFORMATION	
Last NAV	182.946
Fund Domiciles	BVI/Cayman
Fund Inception	19th October 2007
Currency	USD
Strategy	Managed Long-bias Gold Fund
Trading Approach	Technical Model
Investment Approach	Fundamental Analysis

PERFORMANCE

	JAN	FEB	MAR	APR	MAY	JUN	JUL	AUG	SEP	OCT	NOV	DEC	YEAR
2012	13.20%	(4.21%)	(5.09%)	(4.59%)									(1.81%)
2011	(7.39%)	9.76%	2.35%	6.77%	0.52%	(2.50%)	7.63%	10.81%	(9.32%)	4.58%	(0.77%)	(12.69%)	6.68%
2010	(1.01%)	0.75%	0.38%	5.61%	1.36%	1.04%	(6.44%)	6.92%	7.81%	7.67%	6.66%	4.41%	40.03%
2009	6.31%	2.29%	(2.04%)	(8.74%)	14.24%	(4.24%)	2.82%	(1.09%)	11.18%	8.19%	13.49%	(0.63%)	46.73%
2008	6.74%	5.05%	(7.65%)	(3.32%)	3.51%	0.14%	(2.35%)	(7.90%)	(4.57%)	(26.56%)	11.36%	11.87%	(18.51%)
2007										3.81%	(1.72%)	2.25%	4.32%

COMPARATIVE PERFORMANCE

	Annualized Return (12m rolling)	No. of Months		Consec. Months		Since Incept., Annualized			Correlation	
		Up	Down	Up	Down	Volatility	Sharpe	Sortino	Gold	MSCI
Hinde Gold Fund	-5.70%	33	22	5	4	26.09%	1.28	1.37	0.958	0.195
Physical Gold	7.40%	34	21	5	3	21.65%	1.45	1.56		
GSCI Total Return	-10.63%	32	23	8	8	28.16%	-1.00	-1.05		
MSCI World	-6.81%	25	30	3	6	21.31%	-1.01	-1.09		
GDM Gold Miners Idx	-25.67%	31	24	5	4	42.30%	-0.44	-0.50		

All material is compiled from sources believed to be accurate, but no accuracy can be guaranteed.
The presentation is for information purposes only and is not a solicitation to invest.
Unauthorized reproduction or distribution is strictly prohibited.

HINDE CAPITAL

HGF NOW 38% AHEAD OF ITS BENCHMARK

From November 2008 (until April 2012), Gold is up 130%, while HGF is up 168%. This equates to an outperformance of 38% points, net of all fees.

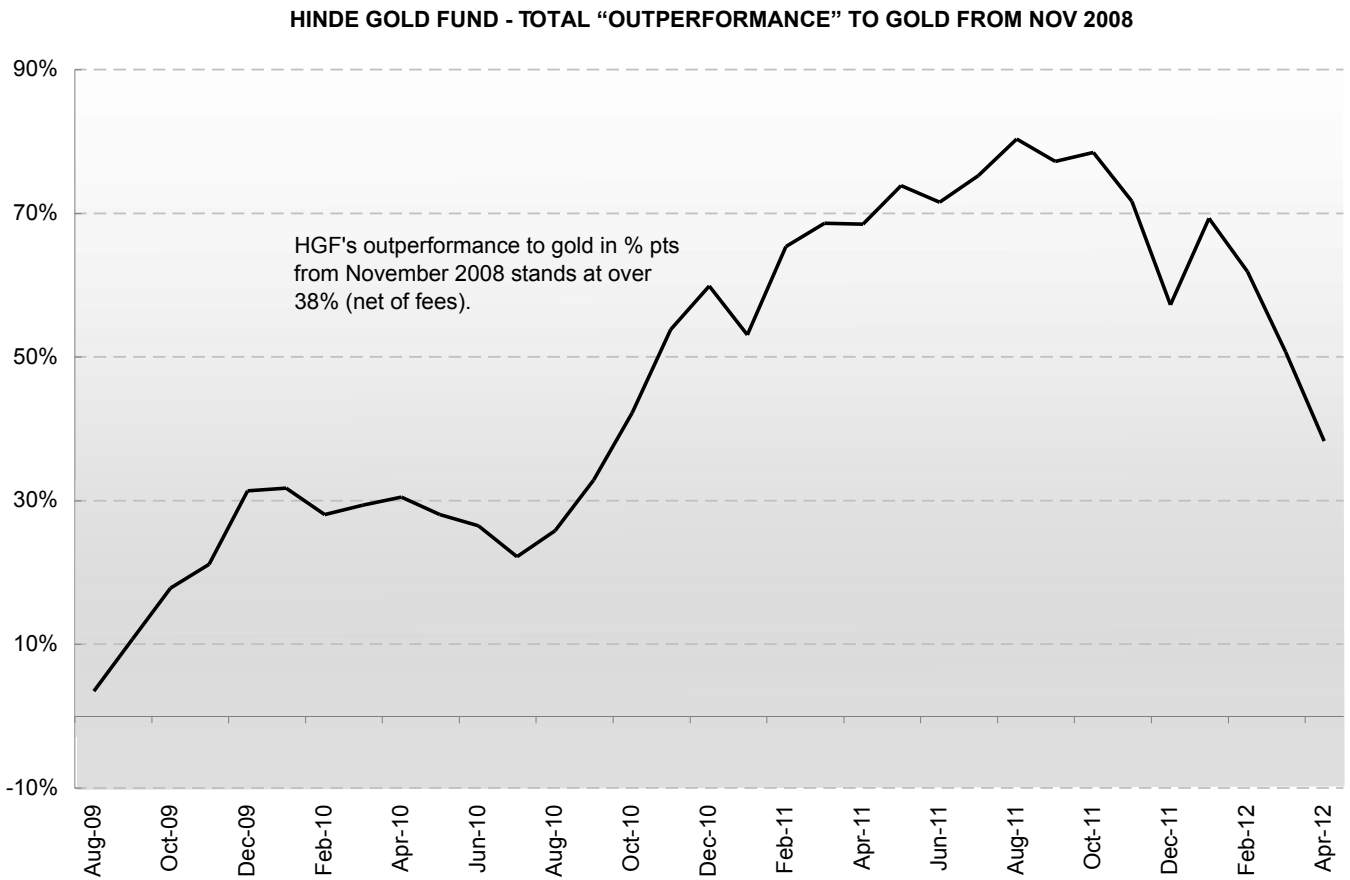

All material is compiled from sources believed to be accurate, but no accuracy can be guaranteed.
The presentation is for information purposes only and is not a solicitation to invest.
Unauthorized reproduction or distribution is strictly prohibited.

HINDE CAPITAL

HINDE CAPITAL: A HIGHLY SECURE INVESTMENT

ETFs and other vehicles for gold investment have inherent risks investors may be unaware of. An investment in gold should hedge out all possible credit risks. Hinde Gold Fund achieves this by investing in allocated gold bullion.

Hinde Gold Fund employs KPMG Switzerland to undertake an annual audit of its gold holdings.

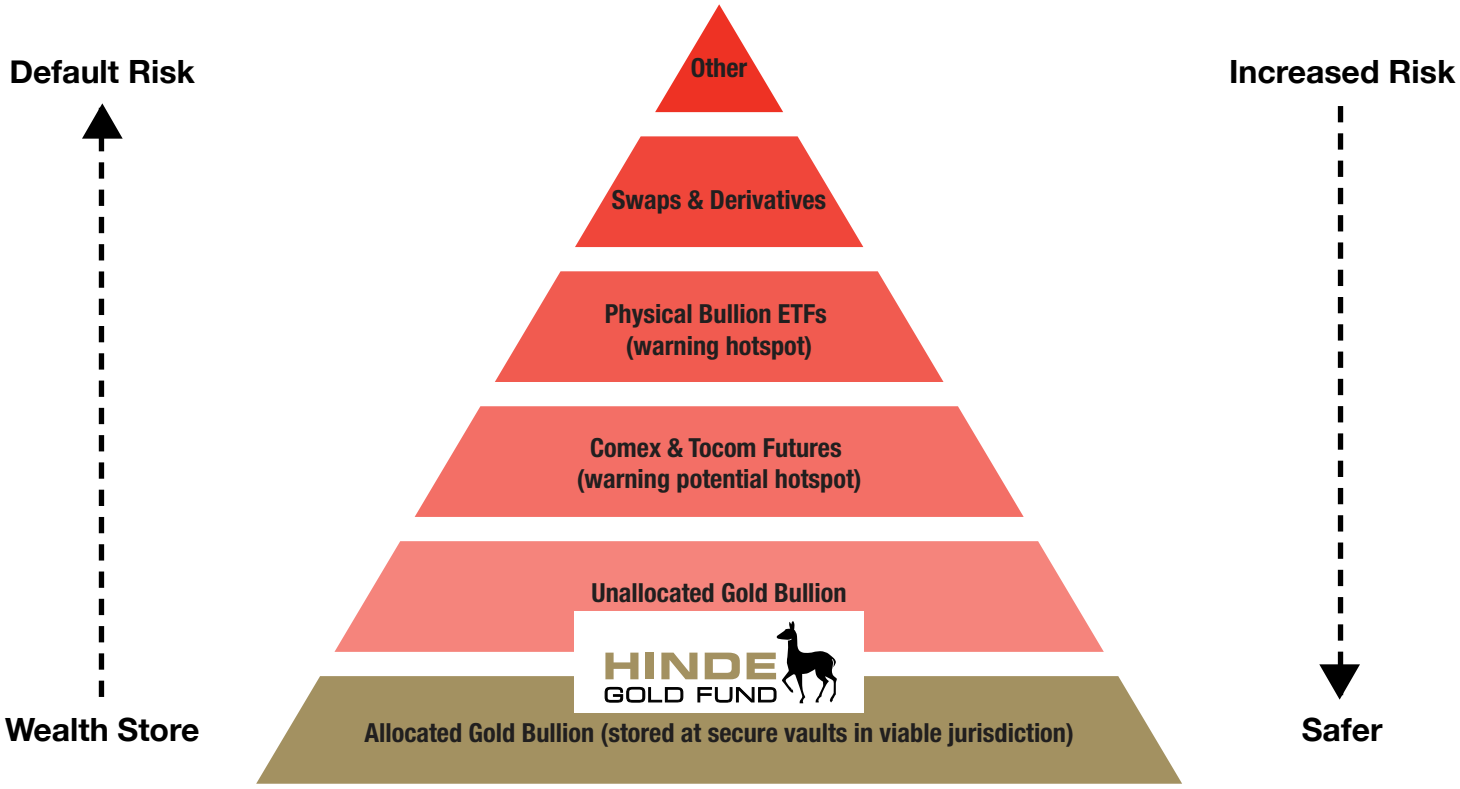

All material is compiled from sources believed to be accurate, but no accuracy can be guaranteed.
The presentation is for information purposes only and is not a solicitation to invest.
Unauthorized reproduction or distribution is strictly prohibited.

HINDE CAPITAL: INVESTMENT MANAGERS

Ben Davies (CEO) and Mark Mahaffey (CFO), former colleagues from RBS Greenwich Capital, established Hinde Capital in early 2007, primarily to focus on the precious metals and commodity sector. Hinde Gold Fund, BVI Ltd, was launched in October 2007. The Fund is now into its fourth year.

Ben Davies – Co Founder and CEO Ben Davies has over 17 years experience within Financial and Commodity markets, starting his career in 1994 trading Credit Fixed Income at Credit Lyonnais. He then moved to Aubrey G Langston & Co (IBJI) in 1997 where he was a trader specialising in US Fixed Income. In 1999 Ben moved to Greenwich Capital in London where he traded multi-asset classes. He left Greenwich in 2001 following the merger with RBS and took a position as a Portfolio Manager for Blue Sky Capital Australia, a Japan equity Hedge Fund. In 2002 he returned to Greenwich Capital in London to take up the position as Head of Fixed Income and Macro Proprietary Trading. Ben is considered a leading expert in the precious metals sector, and his views on global economic issues and markets are widely cited by the financial media. He is a frequent commentator on financial markets on numerous broadcast networks, including Sky Business News, CNBC, Bloomberg and Kings World News, and is widely cited in the global mainstream media. He is also a partner of the growing independent macro research company Variant Perception. Ben co-founded Hinde Capital in 2007. He is the co-manager of Hinde Gold Fund.

Mark Mahaffey – Co-Owner and CFO Mark Mahaffey has 24 years experience in the international markets having held senior posts at several leading investment banks. He trained as a fixed income specialist at Daiwa Securities before joining Midland Montagu as Director of the US government trading desk. In 1990 he jointly set up the Greenwich Capital office in London where he managed a portfolio focusing on global macro themes, before joining IBJI in 2001. His most recent appointment from 2005 was Managing Director of Bank of America London Proprietary desk. Mark co-founded Hinde Capital in 2007. He is the co-manager of Hinde Gold Fund.

All material is compiled from sources believed to be accurate, but no accuracy can be guaranteed.
The presentation is for information purposes only and is not a solicitation to invest.
Unauthorized reproduction or distribution is strictly prohibited.

HINDE CAPITAL

HINDE CAPITAL: KEY PERSONNEL

Jonathan Tepper – Fund Manager Jonathan Tepper started his career as an equity analyst at SAC Capital where from 2003-05 he covered special situations and value investing across a wide variety of industries. After leaving SAC Capital, he worked as a VP in proprietary trading interest rates and currencies at Bank of America 2005-07. Jonathan joined Hinde Capital as an Analyst in 2007 analyzing gold mining companies and commodities. He is an established author, having co-written Endgame, which was a NY Times and WSJ business bestseller on the global financial crisis. Jonathan earned a BA with highest Honours in Economics and History from the University of North Carolina at Chapel Hill, and received a M.Litt. in Modern History from Oxford University where he was a Rhodes Scholar.

Simon White – Head of Risk Management Simon oversees and manages the risk of Hinde's Funds. Simon White began his career at JP Morgan as an interest rate derivatives trader. Subsequent to this, he joined Bank of America as a proprietary trader, where he worked with both Mark Mahaffey and Jonathan Tepper. After a position at a start-up macro hedge fund, he joined Hinde in October 2008. He has a Masters degree in Mathematics awarded with Merit, from the University of Cambridge.

Paul Burton – Mining Consultant Hinde Capital enlists Paul's technical expertise on specific mining projects and he works with our quantitative analyst to provide qualitative insight on all aspects of mining economics and geology. Paul graduated as a mining engineer from the Camborne School of Mines in 1975 and spent almost twenty years working in the South African gold mining industry, initially working as a mining engineer and then as a mining analyst for Gold Fields. In 1996 he was appointed Editor of World Gold Analyst in London, a position he still holds. In 2008 he became Managing Director of GFMS World Gold until the company was acquired by Thomson Reuters in 2011 and is now Senior Equities Analyst, Thomson Reuters GFMS. He is an established speaker on the international mining investment conference circuit and is Chairman of the FTSE Gold Mines Index Committee. He holds an MSc in Mineral Economics and an MBA from the University of the Witwatersrand.

All material is compiled from sources believed to be accurate, but no accuracy can be guaranteed.
The presentation is for information purposes only and is not a solicitation to invest.
Unauthorized reproduction or distribution is strictly prohibited.

HINDE CAPITAL

HINDE CAPITAL: CONTACT INFORMATION

Website
www.hindecapital.com

Email
Janine Funsch
janine.funsch@hindecapital.com

Phone
+44 (0)20 7648 4600

Hinde Capital
10 New Street
London EC2M 4TP
United Kingdom

All material is compiled from sources believed to be accurate, but no accuracy can be guaranteed.
The presentation is for information purposes only and is not a solicitation to invest.
Unauthorized reproduction or distribution is strictly prohibited.

HINDE CAPITAL

HINDE CAPITAL: DISCLAIMER

Hinde Gold Fund Ltd is an open-ended multi-class investment company incorporated in the British Virgin Islands.

This document is issued by Hinde Capital Limited, 10 New Street, London EC2M 4TP, which is authorised and regulated by the Financial Services Authority. This document is for information purposes only. In no circumstances should it be used or considered as an offer to sell or a solicitation of any offers to buy the securities mentioned in it. The information in this document has been obtained from sources believed to be reliable, but we do not represent that it is accurate or complete. The information concerning the performance track record is given purely as a matter of information and without legal liability on the part of Hinde Capital. Any decision by an investor to offer to buy any of the securities herein should be made only on the basis of the information contained in the relevant Offering Memorandum. Opinions expressed herein may not necessarily be shared by all employees and are subject to change without notice. The securities mentioned in this document may not be eligible for sale in some states or countries and will not necessarily be suitable for all types of investor. Questions concerning suitability should be referred to a financial adviser. The financial products mentioned in this document can fluctuate in value and may be subject to sudden and large falls that could equal the amount invested. Changes in the rate of exchange may also cause the value of your investment to go up and down. Past performance may not necessarily be repeated and is not a guarantee or projection of future results. The Fund is categorised in the United Kingdom as an unregulated collective investment scheme for the purposes of the Financial Services and Markets Act 2000 and their Shares cannot be marketed in the UK to general public other than in accordance with the provisions of the Financial Services and Markets Act 2000 (Financial Promotion) Order 2005, the Financial Services and Markets Act 2000 (Promotion of Collective Investment Schemes) (Exemption) Order 2001, as amended, or in compliance with the rules of the Financial Services Authority made pursuant to the FSMA. Participants in this investment are not covered by the rules and regulations made for the protection of investors in the UK. Participants will not have the benefit of the rights designed to protect investors under the Financial Services and Markets Act 2000. In particular, participants will lose the right to claim through the Financial Services Compensation Scheme. The securities referenced in this document have not been registered under the Securities Act of 1933 (the “1933 Act”) or any other securities laws of any other U.S. jurisdiction. Such securities may not be sold or transferred to U.S. persons unless such sale or transfer is registered under the 1933 Act or is exempt from such registration. This information does not constitute tax advice. Investors should consult their own tax advisor or attorney with regard to their tax situation.

All material is compiled from sources believed to be accurate, but no accuracy can be guaranteed.
The presentation is for information purposes only and is not a solicitation to invest.
Unauthorized reproduction or distribution is strictly prohibited.

HINDE CAPITAL